

A full-page background image of a scuba diver in clear blue water, swimming towards the right. The diver is wearing a black wetsuit, a mask, and fins. The water is bright blue near the surface and darkens towards the bottom. The diver is positioned in the upper right quadrant of the frame.

# Valuation Report

United Kingdom

1 August 2021 to 31 July 2022

University of Dundee - 511665386 - Investment Portfolio Discretionary

 **BARCLAYS** | Private Bank

This page is intentionally left blank.

# Contents

<b>Account Summary</b>	<b>3</b>
<b>Performance Overview</b>	<b>4</b>
<b>Portfolio Overview</b>	<b>5</b>
<b>Holdings</b>	<b>6</b>
<b>Investment Activity</b>	<b>12</b>
<b>Transfers</b>	<b>33</b>
<b>Cash Activity</b>	<b>39</b>
<b>Positions Overview</b>	<b>57</b>
<b>Appendix</b>	<b>65</b>
<b>Notes and Disclosures</b>	<b>67</b>

**This page is intentionally left blank.**

## Account Summary

(GBP)

**TOTAL VALUE** (as of 31-Jul-22) **30,465,238.12****INVESTMENT PORTFOLIO ASSET ALLOCATION** (as of 31-Jul-22)

	Value (GBP)	(%)
<sup>A</sup> INVESTMENT ASSETS	<b>30,465,238.12</b>	<b>100.0</b>
Cash and Short-Maturity bonds	<b>1,270,316.43</b>	<b>4.2</b>
Developed Government Bonds	<b>892,846.83</b>	<b>2.9</b>
Investment Grade Bonds	<b>905,410.91</b>	<b>3.0</b>
Developed Market Equities	<b>21,180,814.40</b>	<b>69.5</b>
Emerging Markets Equity	<b>3,146,654.18</b>	<b>10.3</b>
Commodities	<b>1,084,219.52</b>	<b>3.6</b>
Real Estate	<b>1,313,999.73</b>	<b>4.3</b>
Alternative Trading Strategies	<b>295,017.98</b>	<b>1.0</b>
Multi Asset Class and Other Investments	<b>375,958.14</b>	<b>1.2</b>

**VALUATION CHANGE** (for period 1-Aug-21 to 31-Jul-22) (GBP)

Total Beginning Value (as of 1-Aug-21)	14,508,095.14
Net Transfers	16,834,757.26
<sup>I</sup> Change from last period	<b>(877,614.28)</b>
<b>TOTAL ENDING VALUE (as of 31-Jul-22)</b>	<b>30,465,238.12</b>

**UNREALISED GAINS** (since acquisition to 31-Jul-22) (GBP) (%)

<sup>J</sup> <b>TOTAL UNREALISED GAINS</b>	<b>77,104.63</b>	<b>0.3</b>
On Assets	(2,075,953.95)	(7.0)
On Forex	2,153,058.58	7.2

**CURRENCY AND PRECIOUS METALS BREAKDOWN** (as of 31-Jul-22)

Currency	Value in Currency	FX Rate	Value (GBP)	(%)
<b>TOTAL VALUE</b>			<b>30,465,238.12</b>	<b>100.0</b>
USD	21,455,275.64	1.2172	17,626,746.32	57.9
GBP	8,406,963.90	1.0000	8,406,963.90	27.6
EUR	3,094,642.31	0.8379	2,593,000.80	8.5
HKD	7,255,760.00	9.5546	759,399.66	2.5
AUD	1,154,432.72	1.7440	661,945.37	2.2
SEK	5,176,228.20	12.4076	417,182.07	1.4

For a definition of alphabetical superscripts, please refer to Notes and Disclosures section.  
Values displayed on this page may include accrued interest.

# Performance Overview

## PORTFOLIO PERFORMANCE (%)

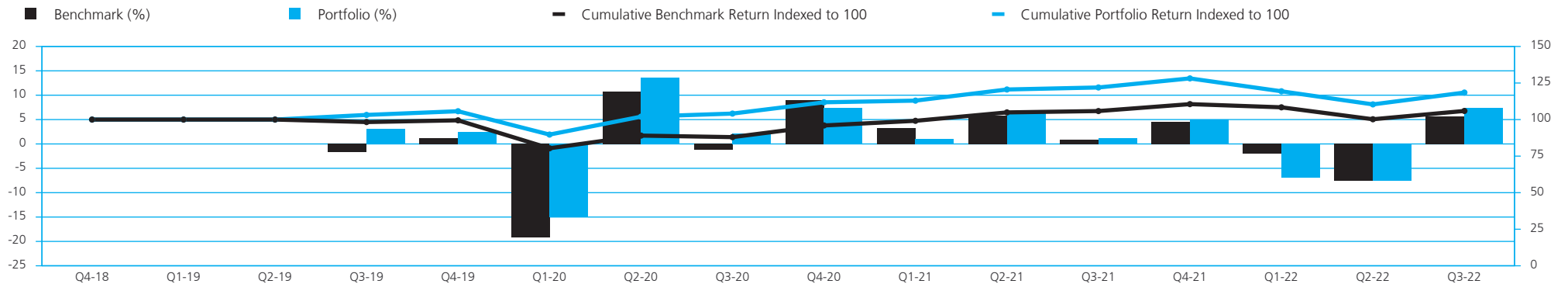
<sup>6</sup> Daily True Time Weighted	Period (1-Aug-21 to 31-Jul-22)	MTD	QTD	YTD	3 Years Annual.	Since Inception Annualised <sup>38</sup>
Investment Portfolio Return	(2.05)	7.33	7.33	(7.55)	5.81	4.72
<sup>32</sup> Blended Benchmark Return	1.23	5.67	5.67	(4.22)	2.25	1.57
<sup>12</sup> Excess Return	(3.27)	1.66	1.66	(3.33)	3.56	3.15

## PORTFOLIO ANNUAL RETURNS SUMMARY (%)

Year	Jan	Feb	Mar	Apr	May	Jun	Jul	Aug	Sep	Oct	Nov	Dec	Annual
2022	(6.68)	(3.53)	3.44	(3.12)	(1.46)	(3.11)	7.33						
2021	(0.85)	0.31	1.57	3.70	0.10	2.84	0.32	2.74	(1.86)	2.04	1.88	1.08	14.61
2020	(1.16)	(4.96)	(9.63)	5.29	4.61	3.18	(0.69)	2.56	0.22	(2.27)	6.34	3.36	5.78
2019	0.00	0.00	0.00	0.00	0.00	0.00	0.00	1.29	1.85	(1.51)	2.10	1.89	5.70
2018											0.00	0.00	

## CURRENCY AND PRECIOUS METALS ANALYSIS (as of 31-Jul-22)

Currency	Weight (%) <sup>5</sup>	Period (%) (1-Aug-21 to 31-Jul-22)	Gain/Loss against GBP YTD(%) (1-Jan-22 to 31-Jul-22)
USD	57.9	14.3	11.3
GBP	27.6	0.0	0.0
EUR	8.5	(1.7)	(0.2)
HKD	2.5	13.1	10.5
AUD	2.2	8.4	6.8
SEK	1.4	(3.6)	(1.2)



Note that the calculation for Investment Portfolio Return is net of fees

## Portfolio Overview

INVESTMENT PORTFOLIO DETAILS							<sup>4</sup> BENCHMARK		
Management Type	<sup>11</sup> Inception Date	Strategy	Currency	Banker	Effective from				
Discretionary	29-Nov-18	Sustainable Total Return - Moderate Risk	GBP	Andrew Jordan	30-Jul-19				
Period (1-Aug-21 to 31-Jul-22)	Ending Market Value <sup>2</sup> = (GBP)	Beginning Market <sup>1</sup> + Value (GBP)	Net Transfers (GBP) <sup>3</sup>	+ Investment Gains (GBP) <sup>31</sup>	End Weight <sup>5</sup> (%)	Return <sup>6</sup> (%GBP)	Composition	End Weight <sup>9</sup> (%)	Return (%GBP) <sup>10</sup> (1-Aug-21 to 31-Jul-22)
<b>Total Portfolio</b>	<b>30,465,238.12</b>	<b>14,557,774.91</b>	<b>16,742,876.27</b>	<b>(835,413.06)</b>	<b>100.0</b>	<b>(2.05)<sup>32</sup></b>	<b>Blended Benchmark</b>	<b>100.0</b>	<b>1.23</b>
<b>Cash and Short-maturity Bonds</b>	1,270,316.43	561,273.14	856,801.37	(147,758.08)	4.2				
■ Cash and Short-Maturity bonds	1,270,316.43	561,273.14	856,801.37	(147,758.08)	4.2		Blended Indices	1.9	0.26
<b>Bonds</b>	1,798,257.74	703,133.14	1,196,333.27	(101,208.67)	5.9				
■ Developed Government Bonds	892,846.83	250,715.64	690,472.19	(48,341.00)	2.9		Blended Indices	3.1	(7.70)
■ Investment Grade Bonds	905,410.91	286,425.00	661,361.18	(42,375.27)	3.0		Blended Indices	4.4	(11.62)
■ High Yield and Emerging Market Bonds		165,992.50	(155,500.10)	(10,492.40)			Blended Indices	3.2	(10.64)
<b>Equities</b>	24,327,468.58	11,078,370.26	14,148,162.13	(899,063.81)	79.9				
■ Developed Market Equities	21,180,814.40	9,491,764.26	12,185,534.79	(496,484.65)	69.5		Blended Indices	64.2	3.69
■ Emerging Markets Equity	3,146,654.18	1,586,606.00	1,962,627.34	(402,579.16)	10.3		Blended Indices	11.3	(8.70)
<b>Alternatives</b>	2,693,237.23	1,052,107.02	1,354,861.90	286,268.31	8.8				
■ Commodities	1,084,219.52	312,039.98	683,489.57	88,689.97	3.6		Blended Indices	3.0	45.45
■ Real Estate	1,313,999.73	601,398.29	524,164.99	188,436.45	4.3		Blended Indices	5.1	2.84
■ Alternative Trading Strategies	295,017.98	138,668.75	147,207.34	9,141.89	1.0		Blended Indices	3.8	(4.49)
<b>Multi Asset Class and Other Investments</b>	375,958.14	1,162,891.35	(813,282.40)	26,349.19	1.2				
■ Multi Asset Class and Other Investments	375,958.14	1,162,891.35	(813,282.40)	26,349.19	1.2				

## INVESTMENT RESTRICTIONS

None  
No Tobacco, No Armaments, No Gambling, No Adult Entertainment, No Animal Testing  
PBOS Sustainable Rules Apply

For a definition of alphabetical superscripts, please refer to Notes and Disclosures section.  
Values displayed on this page may include accrued interest. Asset class where positions have been reclassified - beginning value may not correspond to previous period ending value.

## Holdings

	VALUATION (as of 31-Jul-22)				UNREALISED GAINS (since acquisition to 31-Jul-22)		YIELD	% OF TOTAL ASSETS
	Quantity / Amount	Book Cost <sup>W</sup> FX Rate	Market Price FX Rate Price Date	Market Value (GBP) Accrued Interest (GBP)	On Assets (GBP) On Forex (GBP)	(%) (%)	Yield (%)	
<b>TOTAL</b>				<b>30,465,238.12</b>	<b>77,104.63</b>	<b>0.3</b>		
<b>A INVESTMENT PORTFOLIO</b>				<b>30,442,132.13</b>	<b>(2,075,953.95)</b>	<b>(7.0)</b>		<b>100.0</b>
				<b>23,105.99</b>	<b>2,153,058.58</b>	<b>7.2</b>		
<b>D CASH AND SHORT-MATURITY BONDS</b>				<b>1,265,755.02</b>	<b>(30,514.92)</b>	<b>(4.0)</b>		<b>4.2</b>
				<b>4,561.41</b>				
CASH				<b>542,290.58</b>				<b>1.8</b>
M511665386.0001/GBP Dealing Dealing	540,989.87 GBP			540,989.87				1.8
M511665386.0002/GBP Income Income	1,300.71 GBP			1,300.71				0.0
M511665386.0006/USD Dealing Dealing	0.00 USD		1.2172	0.00				0.0
M511665386.0005/USD Income Income	0.00 USD		1.2172	0.00				0.0
M511665386.0004/EUR Dealing Dealing	0.00 EUR		0.8379	0.00				0.0
M511665386.0003/EUR Income Income	0.00 EUR		0.8379	0.00				0.0
SHORT MATURITY BONDS				<b>723,464.44</b>	<b>(30,514.92)</b>	<b>(4.0)</b>		<b>2.4</b>
				<b>4,561.41</b>				
0.75% European Investment Bank Snr Reg-S 15 Nov 24 XS2036242803	137,000.00 GBP	139,077.86 GBP	96.9310 %	132,795.47 726.29	(6,282.39)	(4.5)		0.4
1.25% International Finance Corp IFC Snr 15 Dec 23 XS1854000343	136,000.00 GBP	137,935.43 GBP	98.7260 %	134,267.36 1,061.92	(3,668.07)	(2.7)		0.4
1.375% European Investment Bank Snr Reg-S 07 Mar 25 XS1805260483	224,000.00 GBP	228,454.30 GBP	97.8930 %	219,280.32 1,232.00	(9,173.98)	(4.0)		0.7
1.375% Kreditanstalt Fuer Wiederaufbau Snr Reg-S 09 Dec 24 XS1941813617	133,000.00 GBP	136,752.87 GBP	98.1430 %	130,530.19 1,172.40	(6,222.68)	(4.6)		0.4

For a definition of alphabetical superscripts, please refer to Notes and Disclosures section.

(continued on next page)



## Holdings (continued)

	VALUATION (as of 31-Jul-22)				UNREALISED GAINS (since acquisition to 31-Jul-22)		YIELD	% OF TOTAL ASSETS
	Quantity / Amount	Book Cost <sup>W</sup> FX Rate	Market Price FX Rate Price Date	Market Value (GBP) Accrued Interest (GBP)	On Assets (GBP) On Forex (GBP)	(%) (%)	Yield (%)	
<b>SHORT MATURITY BONDS (continued)</b>								
1.375% Procter & Gamble Co/The Snr 03 May 25 XS1608101066	110,000.00 GBP	111,758.90 GBP	96.9010 %	106,591.10 368.80	(5,167.80)	(4.6)		0.4
<b>BONDS</b>				<b>1,779,713.16</b> <b>18,544.58</b>	<b>(108,345.00)</b>	<b>(5.7)</b>		<b>5.9</b>
<b>Developed Government Bonds</b>								
0.5% Inter-American Development Bank Snr 15 Sep 26 XS2065728177 Long Term S&P: AAA	217,000.00 GBP	209,617.59 GBP	93.4390 %	202,762.63 948.26	(6,854.96)	(3.3)	2.18	0.7
0.875% Kreditanstalt Fuer Wiederaufbau Snr Reg-S 15 Sep 26 XS2034715305 Long term S&P: AAA	193,000.00 GBP	195,582.82 GBP	94.9730 %	183,297.89 1,475.92	(12,284.93)	(6.3)	2.16	0.6
1% European Investment Bank Snr Reg-S 21 Sep 26 XS1490724975 Long term S&P: AAA	317,000.00 GBP	316,792.41 GBP	95.5020 %	302,741.34 2,718.38	(14,051.07)	(4.4)	2.15	1.0
<b>M</b> 0.875% United Kingdom Gilt Snr Reg-S 31 Jul 33 GB00BM8Z2521 Long Term S&P: AA	223,000.00 GBP	217,639.74 GBP	88.7600 %	197,934.80 967.61	(19,704.94)	(9.1)	2.03	0.6
<b>Investment Grade Bonds</b>								
1.5% Landesbank Baden-Wuerttemberg Snr Reg-S 03 Feb 25 DE000LB2CQX3	200,000.00 GBP	197,301.00 GBP	95.1820 %	190,364.00 1,463.01	(6,937.00)	(3.5)	3.54	0.6
2.75% Siemens Financieringsmaatschappij Nv Reg-S 10 Sep 25 DE000A1G85C2 Long term S&P: A+	200,000.00 GBP	212,996.00 GBP	100.1550 %	200,310.00 4,882.19	(12,686.00)	(6.0)	2.70	0.7
3% ING Groep NV Snr Reg-S 18 Feb 26 XS1953146245 Long term S&P: A-	200,000.00 GBP	206,035.00 GBP	98.3320 %	196,664.00 2,679.45	(9,371.00)	(4.5)	3.51	0.6
2.125% Orsted A/S Snr Reg-S 17 May 27 XS1997070781 Long term S&P: BBB+	210,000.00 GBP	219,342.60 GBP	96.6950 %	203,059.50 916.95	(16,283.10)	(7.4)	2.87	0.7
<b>M</b> 3.625% Places for People Homes Ltd Snr Reg-S 22 Nov 28 XS1721430673	100,000.00 GBP	112,751.00 GBP	102.5790 %	102,579.00 2,492.81	(10,172.00)	(9.0)	3.17	0.3

For a definition of alphabetical superscripts, please refer to Notes and Disclosures section.

(continued on next page)

## Holdings (continued)

	VALUATION (as of 31-Jul-22)				UNREALISED GAINS (since acquisition to 31-Jul-22)		YIELD	% OF TOTAL ASSETS
	Quantity / Amount	Book Cost <sup>W</sup> FX Rate	Market Price FX Rate Price Date	Market Value (GBP) Accrued Interest (GBP)	On Assets (GBP) On Forex (GBP)	(%) (%)	Yield (%)	
<b>F EQUITIES</b>				<b>24,327,468.58</b>	<b>(2,282,468.46)</b> <b>2,071,328.13</b>	<b>(9.3)</b> <b>8.4</b>		<b>79.8</b>
<b>Developed Market Equities</b>				<b>21,180,814.40</b>	<b>(2,182,191.30)</b> <b>1,898,839.68</b>	<b>(10.2)</b> <b>8.8</b>		<b>69.5</b>
Croda International PLC GB00BJFFLV09	8,355.00	582,768.46 GBP	74.8200 GBP	625,121.10	42,352.64	7.3		2.0
Halma PLC GB0004052071	17,211.00	381,972.48 GBP	22.9900 GBP	395,680.89	13,708.41	3.6		1.3
London Stock Exchange Grp PLC GB00B0SWJX34	7,789.00	609,291.44 GBP	79.9800 GBP	622,964.22	13,672.78	2.2		2.0
Oxford Nanopore Technologies PLC GB00BP6S8Z30	20,947.00	117,632.86 GBP	3.1850 GBP	66,716.20	(50,916.66)	(43.3)		0.2
Adobe Inc US00724F1012	1,942.00	1,198,178.39 USD 1.3730	410.1200 USD 1.2172	654,332.11	(330,040.55) 111,726.54	(37.8) 12.8		2.2
Alphabet Inc -A- US02079K3059	10,740.00	1,468,718.90 USD 1.3681	116.3200 USD 1.2172	1,026,352.94	(180,284.34) 133,124.12	(16.8) 12.4		3.4
Amazon.com Inc US0231351067	7,000.00	1,210,313.60 USD 1.3703	134.9500 USD 1.2172	776,084.46	(218,257.97) 111,102.28	(24.7) 12.6		2.6
Apple Inc US0378331005	10,143.00	1,514,318.33 USD 1.3700	162.5100 USD 1.2172	1,354,205.50	110,105.65 138,774.25	10.0 12.6		4.4
Broadridge Financial Solutions Inc US11133T1034	3,987.00	697,771.71 USD 1.3591	160.5500 USD 1.2172	525,889.62	(47,370.08) 59,836.04	(9.2) 11.7		1.7
Danaher Corp US2358511028	2,678.00	770,138.34 USD 1.3351	291.4700 USD 1.2172	641,272.31	8,559.25 55,856.82	1.5 9.7		2.1
Discover Financial Services US2547091080	5,094.00	609,981.60 USD 1.3716	101.0000 USD 1.2172	422,686.49	(78,448.57) 56,415.12	(17.6) 12.7		1.4
Ecolab Inc US2788651006	3,407.00	735,653.18 USD 1.3717	165.1700 USD 1.2172	462,318.59	(142,062.92) 68,075.96	(26.5) 12.7		1.5
IDEX Corp US45167R1041	3,099.00	690,820.04 USD 1.3713	208.7500 USD 1.2172	531,479.01	(36,069.50) 63,765.19	(7.2) 12.7		1.7

For a definition of alphabetical superscripts, please refer to Notes and Disclosures section.

(continued on next page)

## Holdings (continued)

	VALUATION (as of 31-Jul-22)			UNREALISED GAINS (since acquisition to 31-Jul-22)		YIELD	% OF TOTAL ASSETS
	Quantity / Amount	Book Cost <sup>W</sup> FX Rate	Market Price FX Rate Price Date	Market Value (GBP) Accrued Interest (GBP)	On Assets (GBP) On Forex (GBP)	(%) (%) Yield (%)	
<b>Developed Market Equities</b> (continued)							
Intuit Inc US4612021034	2,126.00	1,186,283.66 USD 1.3708	456.1700 USD 1.2172	796,760.94	(177,839.50) 109,230.13	(20.6) 12.6	2.6
Johnson & Johnson US4781601046	5,389.00	909,939.48 USD 1.3703	174.5200 USD 1.2172	772,665.36	25,097.60 83,533.24	3.8 12.6	2.5
Medtronic PLC IE00BTN1Y115	3,969.00	492,131.72 USD 1.3713	92.5200 USD 1.2172	301,685.74	(102,628.85) 45,438.30	(28.6) 12.7	1.0
Mettler-Toledo International Inc US5926881054	742.00	1,073,499.00 USD 1.3710	1,349.7300 USD 1.2172	822,789.73	(59,151.61) 98,935.69	(7.6) 12.6	2.7
Microsoft Corp US5949181045	7,396.00	2,255,827.71 USD 1.3657	280.7400 USD 1.2172	1,705,843.77	(147,448.79) 201,463.97	(8.9) 12.2	5.6
Nike Inc -Cl B US6541061031	6,199.00	991,902.77 USD 1.3725	114.9200 USD 1.2172	585,268.72	(229,636.62) 92,187.49	(31.8) 12.8	1.9
Roper Technologies Inc US7766961061	1,602.00	781,415.48 USD 1.3700	436.6700 USD 1.2172	574,716.84	(67,261.04) 71,616.74	(11.8) 12.6	1.9
ServiceNow Inc US81762P1021	1,078.00	665,139.63 USD 1.3722	446.6600 USD 1.2172	395,579.59	(150,870.97) 61,713.87	(31.1) 12.7	1.3
Sherwin-Williams Co/The US8243481061	1,481.00	440,193.20 USD 1.3722	241.9400 USD 1.2172	294,374.91	(67,269.19) 40,853.66	(21.0) 12.7	1.0
Thermo Fisher Scientific Inc US8835561023	1,661.00	973,049.15 USD 1.3511	598.4100 USD 1.2172	816,594.65	17,178.66 79,247.31	2.4 11.0	2.7
UnitedHealth Group Inc US91324P1021	2,045.00	930,048.44 USD 1.3589	542.3400 USD 1.2172	911,177.54	147,089.11 79,699.81	21.5 11.6	3.0
Visa Inc -A- US92826C8394	5,337.00	1,229,795.50 USD 1.3728	212.1100 USD 1.2172	930,028.81	(80,319.12) 114,512.32	(9.0) 12.8	3.0
ASML Holding NV NL0010273215	2,249.00	1,470,099.54 EUR 0.8504	555.4000 EUR 0.8379	1,046,616.37	(185,180.04) (18,313.42)	(14.8) (1.5)	3.4
EssilorLuxottica SA FR0000121667	3,799.00	617,267.46 EUR 0.8507	152.4500 EUR 0.8379	485,276.11	(31,932.29) (7,917.46)	(6.1) (1.5)	1.6

For a definition of alphabetical superscripts, please refer to Notes and Disclosures section.

(continued on next page)

## Holdings (continued)

	VALUATION (as of 31-Jul-22)				UNREALISED GAINS (since acquisition to 31-Jul-22)		YIELD	% OF TOTAL ASSETS
	Quantity / Amount	Book Cost <sup>W</sup> FX Rate	Market Price FX Rate Price Date	Market Value (GBP) Accrued Interest (GBP)	On Assets (GBP) On Forex (GBP)	(%) (%)	Yield (%)	
<b>Developed Market Equities (continued)</b>								
L'Oreal SA FR0000120321	1,785.00	687,770.74 EUR 0.8510	368.1000 EUR 0.8379	550,549.32	(25,733.79) (8,990.02)	(4.4) (1.5)		1.8
Schneider Electric SE FR0000121972	4,529.00	667,977.29 EUR 0.8457	134.5400 EUR 0.8379	510,559.00	(49,139.17) (5,215.39)	(8.7) (0.9)		1.7
CSL Ltd AU000000CSL8	3,983.00	1,171,832.20 AUD 1.8390	289.8400 AUD 1.7440	661,945.37	(9,976.77) 34,720.66	(1.6) 5.4		2.2
AIA Group Ltd HK0000069689	60,000.00	5,114,502.89 HKD 10.3695	79.0000 HKD 9.5546	496,096.12	(39,196.08) 42,065.64	(7.9) 8.5		1.6
Hexagon AB -B- SE0015961909	43,516.00	5,832,850.40 SEK 12.0334	118.9500 SEK 12.4076	417,182.07	(52,920.97) (14,619.19)	(10.9) (3.0)		1.4
<b>Emerging Markets Equity</b>				<b>3,146,654.18</b>	<b>(100,277.17)</b> <b>172,488.46</b>	<b>(3.3)</b> <b>5.6</b>		<b>10.3</b>
Fidelity Investment Funds - Asia Fund -W- (GBP) / Acc GB00B6Y7NF43	48,000.00	668,188.51 GBP	15.5300 GBP	745,440.00	77,251.49	11.6		2.4
Stewart Investors Asia Pacific Leaders Sustainability Fund -B- (GBP) / Dist GB00B5750V20	400,000.00	1,018,942.49 GBP	3.0414 GBP	1,216,560.00	197,617.51	19.4		4.0
HDFC Bank Ltd-ADR US40415F1012	7,150.00	511,536.09 USD 1.3717	62.8000 USD 1.2172	368,895.83	(51,360.57) 47,344.30	(13.8) 12.7		1.2
Taiwan Semiconductor-Sp ADR US8740391003	7,600.00	873,100.16 USD 1.3720	88.4800 USD 1.2172	552,454.81	(164,847.32) 80,949.63	(25.9) 12.7		1.8
Tencent Holdings Ltd KYG875721634	8,200.00	4,034,351.60 HKD 10.6716	306.8000 HKD 9.5546	263,303.54	(158,938.27) 44,194.47	(42.0) 11.7		0.9
<b>ALTERNATIVES</b>				<b>2,693,237.23</b>	<b>347,293.02</b> <b>81,730.45</b>	<b>15.3</b> <b>3.6</b>		<b>8.8</b>
<b>Commodities</b>				<b>1,084,219.52</b>	<b>90,488.42</b> <b>68,092.49</b>	<b>9.8</b> <b>7.4</b>		<b>3.6</b>
Ishares Physical Gold ETC IE00B4ND3602	38,400.00	1,209,569.50 USD 1.3067	34.3675 USD 1.2172	1,084,219.52	90,488.42 68,092.49	9.8 7.4		3.6

For a definition of alphabetical superscripts, please refer to Notes and Disclosures section.

(continued on next page)

## Holdings (continued)

	VALUATION (as of 31-Jul-22)			UNREALISED GAINS (since acquisition to 31-Jul-22)		YIELD	% OF TOTAL ASSETS
	Quantity / Amount	Book Cost <sup>W</sup> FX Rate	Market Price FX Rate Price Date	Market Value (GBP) Accrued Interest (GBP)	On Assets (GBP) On Forex (GBP)	(%) (%)	Yield (%)
<b>Real Estate</b>				<b>1,313,999.73</b>	<b>254,871.30</b> <b>13,637.96</b>	<b>24.4</b> <b>1.3</b>	<b>4.3</b>
American Tower US03027X1000	1,434.00	301,271.50 USD 1.2882	270.8300 USD 1.2172	319,068.53	71,556.62 13,637.96	30.6 5.8	1.0
Property Income Trust For Charities - (GBP) / Dist GB00B0517P11	439,018.61	338,619.99 GBP	1.0192 GBP 30-Jun-22	447,447.77	108,827.78	32.1	1.5
The Charities Property Fund (GBP) /Dist GB0002080751	379,722.18	472,996.53 GBP	1.4418 GBP 31-Mar-22	547,483.43	74,486.90	15.7	1.8
<b>Alternative Trading Strategies &gt; General Alternative Trading Strategies</b>				<b>295,017.98</b>	<b>1,933.30</b>	<b>0.7</b>	<b>1.0</b>
Securis Global Funds - Securis Catastrophe Bond Fund -A- (GBP) / Acc IE00BYCD220	1,340.82	148,305.68 GBP	109.9874 GBP 15-Jul-22	147,473.70	(831.98)	(0.6)	0.5
SG Phoenix Plus with DAP on SPX, 27 May 25 SN038-22 XS2476307751	144,779.00 GBP	144,779.00 GBP	101.9100 %	147,544.28 0.00	2,765.28	1.9	0.5
<b>H MULTI ASSET CLASS AND OTHER INVESTMENTS &gt; FX Options</b>				<b>375,958.14</b>	<b>(1,918.59)</b>	<b>(0.5)</b>	<b>1.2</b>
Citi Call Warrant linked to GBPUSD Exchange Rate, 24 Jul 23 SW007-22 LU2376812405	23,369.00	377,876.73 GBP	16.0879 GBP 25-Jul-22	375,958.14 0.00	(1,918.59)	(0.5)	1.2

For a definition of alphabetical superscripts, please refer to Notes and Disclosures section.

## Investment Activity

PERIOD (1-Aug-21 to 31-Jul-22)					REFERENCE	CHARGES AND TAXES	
Activity Type Order Type Venue Identification	Trade Date <sup>2</sup> Value Date	Time	Quantity / Amount Price / FX rate	Settlement Amount Total Charges	Reference Number	Type	Amount
<b>PURCHASES &amp; SALES</b>							
<b>CURRENT PERIOD ACTIVITY</b>							
Sale of 10,102 Xtrackers ESG MSCI USA UCITS ETF -1C- @ 48.625 USD	Sale At Market United Kingdom	28-Oct-21 1-Nov-21	08:26:40	(10,102.00) 48.6250 USD	356,955.89 GBP 0.00	331092558	
Purchase of 15,654 Hexagon AB -B- @ 137.75 SEK	Purchase At Market Sweden	28-Oct-21 1-Nov-21	08:25:21	15,654.00 137.7500 SEK	(182,672.72) GBP 646.90 SEK	331092580	Broker Commission 646.90 SEK
Purchase of 1,050 ASML Holding NV @ 701.8074 EUR	Purchase At Market Netherlands	28-Oct-21 1-Nov-21	08:24:18	1,050.00 701.8074 EUR	(621,908.40) GBP 221.07 EUR	331092585	Broker Commission 221.07 EUR
Purchase of 1,838 EssilorLuxottica SA @ 171.3029 EUR	Purchase At Market France	28-Oct-21 1-Nov-21	08:24:18	1,838.00 171.3029 EUR	(266,573.87) GBP 1,039.02 EUR	331092588	French Transaction Tax 944.56 EUR Broker Commission 94.46 EUR
Purchase of 2,511 Chr Hansen Holding A/S @ 515.9 DKK	Purchase At Market Denmark	28-Oct-21 1-Nov-21	08:25:18	2,511.00 515.9000 DKK	(146,973.30) GBP 388.63 DKK	331092591	Broker Commission 388.63 DKK
Purchase of 1,541 Schneider Electric SE @ 147.8955 EUR	Purchase At Market France	28-Oct-21 1-Nov-21	08:24:22	1,541.00 147.8955 EUR	(192,929.19) GBP 752.09 EUR	331092594	French Transaction Tax 683.72 EUR Broker Commission 68.37 EUR
Purchase of 860 L'Oreal SA @ 390.6589 EUR	Purchase At Market France	28-Oct-21 1-Nov-21	08:24:18	860.00 390.6589 EUR	(284,411.23) GBP 1,108.69 EUR	331092598	French Transaction Tax 1,007.90 EUR Broker Commission 100.79 EUR
Sale of 93,000 GBP 1.25% Kreditanstalt Fuer Wiederaufbau Snr Reg-S 29 Dec 23 @ 101.068%	Sale At Market Over The Counter	28-Oct-21 1-Nov-21	08:25:08	(93,000.00) GBP 101.0680 %	94,971.01 GBP 0.00	331092602	
Sale of 1,062 Ishares Physical Gold ETC @ 35.1648 USD	Sale At Market United Kingdom	28-Oct-21 1-Nov-21	09:24:40	(1,062.00) 35.1648 USD	27,138.32 GBP 0.00	331092605	

(continued on next page)

Investment Activity (continued)

	PERIOD (1-Aug-21 to 31-Jul-22)				REFERENCE	CHARGES AND TAXES		
	Activity Type Order Type Venue Identification	Trade Date <sup>2</sup> Value Date	Time	Quantity / Amount Price / FX rate	Settlement Amount Total Charges	Reference Number	Type	Amount
<b>CURRENT PERIOD ACTIVITY</b> <small>(continued)</small>								
Purchase of 1,301 London Stock Exchange Grp PLC @ 72.5139 GBP	Purchase At Market United Kingdom	28-Oct-21 <i>1-Nov-21</i>	08:22:04	1,301.00 <i>72.5139 GBP</i>	(94,341.57) GBP <i>1.00 GBP</i>	331092612	PTM Levy	1.00 GBP
Purchase of 4,520 Unilever PLC @ 39.0164 GBP	Purchase At Market United Kingdom	28-Oct-21 <i>1-Nov-21</i>	08:22:04	4,520.00 <i>39.0164 GBP</i>	(176,355.08) GBP <i>1.00 GBP</i>	331092615	PTM Levy	1.00 GBP
Purchase of 9,879 Oxford Nanopore Technologies PLC @ 5.6 GBP	Purchase At Market United Kingdom	28-Oct-21 <i>1-Nov-21</i>	08:22:05	9,879.00 <i>5.6000 GBP</i>	(55,323.40) GBP <i>1.00 GBP</i>	331092617	PTM Levy	1.00 GBP
Purchase of 62,000 GBP 1.25% International Finance Corp IFC Snr 15 Dec 23 @ 100.995%	Purchase At Market Over The Counter	28-Oct-21 <i>1-Nov-21</i>	08:26:50	62,000.00 GBP <i>100.9950 %</i>	(63,298.48) GBP <i>0.00</i>	331092619		
Purchase of 114,000 GBP 0.5% International Bank for Reconstruction & Development Snr 24 Jul 23 @ 99.698%	Purchase At Market Over The Counter	28-Oct-21 <i>1-Nov-21</i>	08:28:44	114,000.00 GBP <i>99.6980 %</i>	(113,811.88) GBP <i>0.00</i>	331092623		
Sale of 21,000 GBP 1.375% European Investment Bank Snr Reg-S 07 Mar 25 @ 101.817%	Sale At Market Over The Counter	28-Oct-21 <i>1-Nov-21</i>	08:24:35	(21,000.00) GBP <i>101.8170 %</i>	21,570.64 GBP <i>0.00</i>	331092626		
Purchase of 8,065 Halma PLC @ 29.7169 GBP	Purchase At Market United Kingdom	28-Oct-21 <i>1-Nov-21</i>	08:22:06	8,065.00 <i>29.7169 GBP</i>	(239,667.45) GBP <i>1.00 GBP</i>	331092629	PTM Levy	1.00 GBP
Purchase of 100,000 GBP 2.75% Siemens Financieringsmaatschappij Nv Reg-S 10 Sep 25 @ 106.59%	Purchase At Market Over The Counter	28-Oct-21 <i>1-Nov-21</i>	08:34:23	100,000.00 GBP <i>106.5900 %</i>	(106,981.78) GBP <i>0.00</i>	331093468		
Purchase of 100,000 GBP 3.625% Places for People Homes Ltd Snr Reg-S 22 Nov 28 @ 112.751%	Purchase At Market Over The Counter	28-Oct-21 <i>1-Nov-21</i>	08:29:38	100,000.00 GBP <i>112.7510 %</i>	(116,167.44) GBP <i>0.00</i>	331093470		
Purchase of 100,000 GBP 1.5% Landesbank Baden-Wuerttemberg Snr Reg-S 03 Feb 25 @ 100.773%	Purchase At Market Over The Counter	28-Oct-21 <i>1-Nov-21</i>	08:31:30	100,000.00 GBP <i>100.7730 %</i>	(101,886.70) GBP <i>0.00</i>	331093474		
Purchase of 4,005 Croda International PLC @ 94.1 GBP	Purchase At Market United Kingdom	28-Oct-21 <i>1-Nov-21</i>	08:49:08	4,005.00 <i>94.1000 GBP</i>	(376,871.50) GBP <i>1.00 GBP</i>	331107482	PTM Levy	1.00 GBP

(continued on next page)

Investment Activity (continued)

	PERIOD (1-Aug-21 to 31-Jul-22)				REFERENCE	CHARGES AND TAXES		
	Activity Type Order Type Venue Identification	Trade Date <sup>2</sup> Value Date	Time	Quantity / Amount Price / FX rate	Settlement Amount Total Charges	Reference Number	Type	Amount
<b>CURRENT PERIOD ACTIVITY</b> <small>(continued)</small>								
Redemption of 350,000 LF Lindsell Train UK Equity Fund - (GBP) / Dist @ 3.518 GBP	Redemption At Market Over The Counter	28-Oct-21 3-Nov-21	10:00:00	(350,000.00) 3.5180 GBP	1,231,300.00 GBP 0.00	331138848		
Purchase of 916 Adobe Inc @ 638 USD	Purchase At Market United States	28-Oct-21 1-Nov-21	13:30:02	916.00 638.0000 USD	(425,085.95) GBP 175.32 USD	331145092	Broker Commission	175.32 USD
Purchase of 5,322 Apple Inc @ 149.72 USD	Purchase At Market United States	28-Oct-21 1-Nov-21	13:30:02	5,322.00 149.7200 USD	(579,565.68) GBP 239.04 USD	331145095	Broker Commission	239.04 USD
Purchase of 504 Thermo Fisher Scientific Inc @ 615 USD	Purchase At Market United States	28-Oct-21 1-Nov-21	13:30:01	504.00 615.0000 USD	(225,466.51) GBP 92.99 USD	331145099	Broker Commission	92.99 USD
Purchase of 750 UnitedHealth Group Inc @ 453 USD	Purchase At Market United States	28-Oct-21 1-Nov-21	13:30:01	750.00 453.0000 USD	(247,162.86) GBP 101.93 USD	331145105	Broker Commission	101.93 USD
Purchase of 592 ServiceNow Inc @ 676.71 USD	Purchase At Market United States	28-Oct-21 1-Nov-21	13:31:19	592.00 676.7100 USD	(291,286.79) GBP 120.18 USD	331145114	Broker Commission	120.18 USD
Purchase of 3,338 HDFC Bank Ltd-ADR @ 73.5 USD	Purchase At Market United States	28-Oct-21 1-Nov-21	13:30:00	3,338.00 73.5000 USD	(178,458.58) GBP 73.60 USD	331145116	Broker Commission	73.60 USD
Purchase of 986 Danaher Corp @ 305.75 USD	Purchase At Market United States	28-Oct-21 1-Nov-21	13:30:00	986.00 305.7500 USD	(219,296.85) GBP 90.44 USD	331145119	Broker Commission	90.44 USD
Redemption of 333,397.838 Artemis Income Fund Shs -I- (GBP)/CshDist @ 2.5127 GBP	Redemption At Market Over The Counter	28-Oct-21 3-Nov-21	11:00:00	(333,397.84) 2.5127 GBP	837,728.75 GBP 0.00	331145123		
Purchase of 697 Sherwin-Williams Co/The @ 316.68 USD	Purchase At Market United States	28-Oct-21 1-Nov-21	13:30:01	697.00 316.6800 USD	(160,551.37) GBP 66.22 USD	331145156	Broker Commission	66.22 USD
Purchase of 3,995 Colgate-Palmolive Co @ 75.9 USD	Purchase At Market United States	28-Oct-21 1-Nov-21	13:30:00	3,995.00 75.9000 USD	(220,557.75) GBP 90.97 USD	331145160	Broker Commission	90.97 USD

(continued on next page)



Investment Activity (continued)

	PERIOD (1-Aug-21 to 31-Jul-22)				REFERENCE	CHARGES AND TAXES		
	Activity Type Order Type Venue Identification	Trade Date <sup>2</sup> Value Date	Time	Quantity / Amount Price / FX rate	Settlement Amount Total Charges	Reference Number	Type	Amount
<b>CURRENT PERIOD ACTIVITY</b> <small>(continued)</small>								
Purchase of 2,441 Johnson & Johnson @ 163.77 USD	Purchase At Market United States	28-Oct-21 1-Nov-21	13:30:01	2,441.00 163.7700 USD	(290,776.68) GBP 119.93 USD	331145162	Broker Commission	119.93 USD
Purchase of 3,086 Microsoft Corp @ 324.05 USD	Purchase At Market United States	28-Oct-21 1-Nov-21	13:30:02	3,086.00 324.0500 USD	(727,376.19) GBP 300.01 USD	331145166	Broker Commission	300.01 USD
Purchase of 1,590 Ecolab Inc @ 221.81 USD	Purchase At Market United States	28-Oct-21 1-Nov-21	13:30:00	1,590.00 221.8100 USD	(256,571.43) GBP 105.80 USD	331145168	Broker Commission	105.80 USD
Purchase of 3,558 Taiwan Semiconductor-Sp ADR @ 113.76 USD	Purchase At Market United States	28-Oct-21 1-Nov-21	13:30:01	3,558.00 113.7600 USD	(294,408.14) GBP 121.43 USD	331145226	Broker Commission	121.43 USD
Purchase of 232 Alphabet Inc -A- @ 2,942.69 USD	Purchase At Market United States	28-Oct-21 1-Nov-21	13:30:00	232.00 2,942.6900 USD	(496,591.65) GBP 204.81 USD	331145235	Broker Commission	204.81 USD
Purchase of 798 Roper Technologies Inc @ 481.25 USD	Purchase At Market United States	28-Oct-21 1-Nov-21	13:30:00	798.00 481.2500 USD	(279,354.92) GBP 115.21 USD	331145239	Broker Commission	115.21 USD
Purchase of 386 Mettler-Toledo International Inc @ 1,466.4 USD	Purchase At Market United States	28-Oct-21 1-Nov-21	13:30:01	386.00 1,466.4000 USD	(411,727.45) GBP 169.81 USD	331145243	Broker Commission	169.81 USD
Purchase of 1,437 IDEX Corp @ 222.22 USD	Purchase At Market United States	28-Oct-21 1-Nov-21	13:30:00	1,437.00 222.2200 USD	(232,277.33) GBP 95.80 USD	331145247	Broker Commission	95.80 USD
Purchase of 2,499 Visa Inc -A- @ 219.33 USD	Purchase At Market United States	28-Oct-21 1-Nov-21	13:30:01	2,499.00 219.3300 USD	(398,680.41) GBP 164.43 USD	331145256	Broker Commission	164.43 USD
Purchase of 1,372 Broadridge Financial Solutions Inc @ 181.9 USD	Purchase At Market United States	28-Oct-21 1-Nov-21	13:30:00	1,372.00 181.9000 USD	(181,524.31) GBP 74.87 USD	331145270	Broker Commission	74.87 USD
Purchase of 887 Alibaba Group Holding-Spon ADR @ 168.49 USD	Purchase At Market United States	28-Oct-21 1-Nov-21	13:30:01	887.00 168.4900 USD	(108,706.42) GBP 44.84 USD	331145277	Broker Commission	44.84 USD

(continued on next page)

Investment Activity (continued)

	PERIOD (1-Aug-21 to 31-Jul-22)				REFERENCE	CHARGES AND TAXES		
	Activity Type Order Type Venue Identification	Trade Date <sup>2</sup> Value Date	Time	Quantity / Amount Price / FX rate	Settlement Amount Total Charges	Reference Number	Type	Amount
<b>CURRENT PERIOD ACTIVITY</b> <small>(continued)</small>								
Purchase of 978 Intuit Inc @ 613.15 USD	Purchase At Market United States	28-Oct-21 1-Nov-21	13:30:01	978.00 613.1500 USD	(436,164.59) GBP 179.90 USD	331145283	Broker Commission	179.90 USD
Purchase of 4,856 US Bancorp @ 60.59 USD	Purchase At Market United States	28-Oct-21 1-Nov-21	13:30:01	4,856.00 60.5900 USD	(214,022.37) GBP 88.27 USD	331145292	Broker Commission	88.27 USD
Purchase of 1,846 Medtronic PLC @ 122.22 USD	Purchase At Market United States	28-Oct-21 1-Nov-21	13:30:01	1,846.00 122.2200 USD	(164,125.19) GBP 69.14 USD	331145305	Irish Takeover Panel Levy Broker Commission	1.45 USD 67.69 USD
Purchase of 2,914 Nike Inc -CI B @ 163.01 USD	Purchase At Market United States	28-Oct-21 1-Nov-21	13:30:01	2,914.00 163.0100 USD	(345,568.25) GBP 142.50 USD	331145310	Broker Commission	142.50 USD
Purchase of 160 Amazon.com Inc @ 3,400 USD	Purchase At Market United States	28-Oct-21 1-Nov-21	13:30:02	160.00 3,400.0000 USD	(395,771.70) GBP 163.20 USD	331145318	Broker Commission	163.20 USD
Sale of 81 American Tower @ 285.5 USD	Sale At Market United States	28-Oct-21 1-Nov-21	13:30:00	(81.00) 285.5000 USD	16,792.80 GBP 7.06 USD	331145432	Market Charges (USA) Broker Commission	0.12 USD 6.94 USD
Purchase of 2,384 Discover Financial Services @ 115.49 USD	Purchase At Market United States	28-Oct-21 1-Nov-21	13:30:00	2,384.00 115.4900 USD	(200,272.22) GBP 82.60 USD	331145436	Broker Commission	82.60 USD
Redemption of 83,850.341 Stewart Investors Asia Pacific Leaders Sustainability Fund -B- (GBP) / Dist @ 3.2283 GBP	Redemption At Market Over The Counter	28-Oct-21 3-Nov-21	11:00:00	(83,850.34) 3.2283 GBP	270,694.06 GBP 0.00	331147410		
Redemption of 20,000 Jupiter European Fund -Z- (GBP) /CshDist @ 33.0782 GBP	Redemption At Market Over The Counter	28-Oct-21 2-Nov-21	11:00:00	(20,000.00) 33.0782 GBP	661,564.00 GBP 0.00	331147415		
Redemption of 250,000 Columbia Threadneedle Opp Funds - CT UK Social Bond Fund -2- Gross- (GBP) / Dist @ 1.1309 GBP	Redemption At Market Over The Counter	28-Oct-21 3-Nov-21	11:00:00	(250,000.00) 1.1309 GBP	282,725.00 GBP 0.00	331152775		

(continued on next page)

Investment Activity (continued)

	PERIOD (1-Aug-21 to 31-Jul-22)				REFERENCE	CHARGES AND TAXES		
	Activity Type Order Type Venue Identification	Trade Date <sup>2</sup> Value Date	Time	Quantity / Amount Price / FX rate	Settlement Amount Total Charges	Reference Number	Type	Amount
<b>CURRENT PERIOD ACTIVITY</b> <small>(continued)</small>								
Redemption of 150,000 Janus Henderson Global Sustainable Equity Fund -G- (GBP) / Dist @ 5.589 GBP	Redemption At Market Over The Counter	28-Oct-21 3-Nov-21	11:00:00	(150,000.00) 5.5890 GBP	838,350.00 GBP 0.00	331152778		
Redemption of 714,809.66 Man UK - Man GLG Income Fund -D-(GBP) / Dist @ 1.192 GBP	Redemption At Market Over The Counter	28-Oct-21 3-Nov-21	11:00:00	(714,809.66) 1.1920 GBP	852,053.11 GBP 0.00	331153081		
Redemption of 123,194.68 Jupiter Investment Management Series I - UK Mid Cap Fund -U2- (GBP) / Dist @ 1.7988 GBP	Redemption At Market Over The Counter	28-Oct-21 3-Nov-21	12:00:00	(123,194.68) 1.7988 GBP	221,602.59 GBP 0.00	331153084		
Redemption of 900,000 J O Hambro Capital Mgmt Umbrella Fund- UK Equity Income Fund -Y- (GBP) / CshDist @ 1.316 GBP	Redemption At Market Over The Counter	28-Oct-21 2-Nov-21	00:00:00	(900,000.00) 1.3160 GBP	1,184,400.00 GBP 0.00	331153856		
Redemption of 400,000 BlackRock Continental European Income Fund Shs -D- (GBP) / Dist @ 1.869 GBP	Redemption At Market Over The Counter	28-Oct-21 2-Nov-21	11:00:00	(400,000.00) 1.8690 GBP	747,600.00 GBP 0.00	331155432		
Redemption of 20,617.41 Fidelity Investment Funds - Asia Fund -W- (GBP) / Acc @ 17.71 GBP	Redemption At Market Over The Counter	28-Oct-21 2-Nov-21	19:16:43	(20,617.41) 17.7100 GBP	365,134.33 GBP 0.00	331334807		
Purchase of 9,600.042 PIMCO Funds Global Inv - Diversified Income - Inst GBP Hedged /CshDist @ 7.42 GBP	Purchase At Market Over The Counter	28-Oct-21 2-Nov-21	00:00:00	9,600.04 7.4200 GBP	(71,232.31) GBP 0.00	331334834		
Redemption of 2,780.583 PIMCO fund GIS - Global Investment Grade Credit fund -INS- Hedged - (GBP) / Dist @ 13.72 GBP	Redemption At Market Over The Counter	28-Oct-21 2-Nov-21	00:00:00	(2,780.58) 13.7200 GBP	38,149.60 GBP 0.00	331334840		
Redemption of 6,750 Findlay Park Funds - Findlay Park American Fund (USD) / Dist @ 195.61 USD	Redemption At Market Over The Counter	28-Oct-21 1-Nov-21	14:00:00	(6,750.00) 195.6100 USD	957,344.24 GBP 0.00	331354710		
Redemption of 13,000 Polar Capital Funds PLC - Global Technology Fund Class -I- (USD) /CshDist @ 96.5 USD	Redemption At Market Over The Counter	28-Oct-21 3-Nov-21	00:00:00	(13,000.00) 96.5000 USD	913,226.71 GBP 0.00	331382219		
Redemption of 5,500 Natixis Int. Fds (Lux) I - Loomis Sayles US Growth Equity Fd -SN1- (GBP) / Dist @ 175.08 GBP	Redemption At Market Over The Counter	28-Oct-21 3-Nov-21	01:30:00	(5,500.00) 175.0800 GBP	962,940.00 GBP 0.00	331468136		

(continued on next page)

Investment Activity (continued)

	PERIOD (1-Aug-21 to 31-Jul-22)				REFERENCE	CHARGES AND TAXES		
	Activity Type Order Type Venue Identification	Trade Date <sup>2</sup> Value Date	Time	Quantity / Amount Price / FX rate	Settlement Amount Total Charges	Reference Number	Type	Amount
<b>CURRENT PERIOD ACTIVITY</b> <small>(continued)</small>								
Purchase of 18,600 AIA Group Ltd @ 88.1 HKD	Purchase At Market Hong Kong	29-Oct-21 2-Nov-21	01:20:03	18,600.00 88.1000 HKD	(153,196.30) GBP 2,748.03 HKD	331334826	Exchange Fees (Honk-Kong) Transaction Fee (Hong-Kong) Local Commission (Hong-Kong) Broker Commission	81.93 HKD  44.24 HKD  2,130.26 HKD  491.60 HKD
Purchase of 3,700 Tencent Holdings Ltd @ 486.8 HKD	Purchase At Market Hong Kong	29-Oct-21 2-Nov-21	01:20:03	3,700.00 486.8000 HKD	(168,388.23) GBP 3,020.55 HKD	331334828	Exchange Fees (Honk-Kong) Transaction Fee (Hong-Kong) Local Commission (Hong-Kong) Broker Commission	90.06 HKD  48.63 HKD  2,341.51 HKD  540.35 HKD
Redemption of 4,500 Vulcan Value Equity Fund Shs -II- (USD) / CshDist @ 260.683 USD	Redemption At Market Over The Counter	29-Oct-21 3-Nov-21	00:00:00	(4,500.00) 260.6830 USD	850,765.88 GBP 0.00	331342058		
Purchase of 1,840 CSL Ltd @ 304 AUD	Purchase At Market Australia	29-Oct-21 2-Nov-21	23:02:15	1,840.00 304.0000 AUD	(306,371.27) GBP 167.81 AUD	331342748	Broker Commission	167.81 AUD
Purchase of 200,000 GBP 0.875% United Kingdom Gilt Snr Reg-S 31 Jul 33 @ 98.454%	Purchase At Market Over The Counter	23-Nov-21 24-Nov-21	15:53:56	200,000.00 GBP 98.4540 %	(197,207.59) GBP 0.00	335915927		
Purchase of 12,309 Ishares Physical Gold ETC @ 34.819 USD	Purchase At Market United Kingdom	23-Nov-21 25-Nov-21	16:10:59	12,309.00 34.8190 USD	(428,587.07) USD 0.00	335921542		

(continued on next page)

Investment Activity (continued)

	PERIOD (1-Aug-21 to 31-Jul-22)				REFERENCE	CHARGES AND TAXES		
	Activity Type Order Type Venue Identification	Trade Date <sup>2</sup> Value Date	Time	Quantity / Amount Price / FX rate	Settlement Amount Total Charges	Reference Number	Type	Amount
<b>CURRENT PERIOD ACTIVITY</b> <small>(continued)</small>								
Purchase of 100,000 GBP 2.125% Orsted A/S Snr Reg-S 17 May 27 @ 104.452%	Purchase At Market Over The Counter	23-Nov-21 <i>25-Nov-21</i>	16:10:50	100,000.00 GBP <i>104.4520 %</i>	(105,569.81) GBP <i>0.00</i>	335921998		
Purchase of 100,000 GBP 3% ING Groep NV Snr Reg-S 18 Feb 26 @ 105.939%	Purchase At Market Over The Counter	23-Nov-21 <i>25-Nov-21</i>	16:10:48	100,000.00 GBP <i>105.9390 %</i>	(108,240.37) GBP <i>0.00</i>	335922008		
Purchase of 100,000 GBP 2.75% Siemens Financieringsmaatschappij Nv Reg-S 10 Sep 25 @ 106.406%	Purchase At Market Over The Counter	23-Nov-21 <i>25-Nov-21</i>	16:11:10	100,000.00 GBP <i>106.4060 %</i>	(106,978.62) GBP <i>0.00</i>	335922025		
Redemption of 603,180.5 Jupiter Strategic Bond Fund -Z- (GBP) / CshDist @ 0.6548 GBP	Redemption At Market Over The Counter	24-Nov-21 <i>29-Nov-21</i>	12:00:00	(603,180.50) <i>0.6548 GBP</i>	394,962.59 GBP <i>0.00</i>	336139990		
Redemption of 40,300 PIMCO Funds Global Inv - Diversified Income - Inst GBP Hedged /CshDist @ 7.37 GBP	Redemption At Market Over The Counter	24-Nov-21 <i>30-Nov-21</i>	00:00:00	(40,300.00) <i>7.3700 GBP</i>	297,011.00 GBP <i>0.00</i>	336262405		
Redemption of 33,189.548 Neuberger Berman Emerging Market Debt - Hard Currency Fund -I2- (GBP) / Dist @ 9.38 GBP	Redemption At Market Over The Counter	24-Nov-21 <i>30-Nov-21</i>	00:00:00	(33,189.55) <i>9.3800 GBP</i>	311,317.96 GBP <i>0.00</i>	336262966		
Spot Buy USD/Sell GBP @ 1.3312	Spot At Market	1-Dec-21 <i>3-Dec-21</i>		428,587.07 USD (321,949.61) GBP <i>1.3312</i>	428,587.07 USD (321,949.61) GBP	337698761		
Purchase of 589 Microsoft Corp @ 334.8379 USD	Purchase At Market United States	16-Dec-21 <i>20-Dec-21</i>	14:31:26	589.00 <i>334.8379 USD</i>	(147,913.59) GBP <i>59.17 USD</i>	340615256	Broker Commission	59.17 USD
Purchase of 180 Thermo Fisher Scientific Inc @ 657.5846 USD	Purchase At Market United States	16-Dec-21 <i>20-Dec-21</i>	14:37:11	180.00 <i>657.5846 USD</i>	(88,860.53) GBP <i>35.51 USD</i>	340619706	Broker Commission	35.51 USD
Purchase of 355 UnitedHealth Group Inc @ 493.3984 USD	Purchase At Market United States	16-Dec-21 <i>20-Dec-21</i>	14:38:46	355.00 <i>493.3984 USD</i>	(131,616.91) GBP <i>52.55 USD</i>	340649565	Broker Commission	52.55 USD
Sale of 1,230 Unilever PLC @ 39.8256 GBP	Sale At Market United Kingdom	16-Dec-21 <i>20-Dec-21</i>	14:41:39	(1,230.00) <i>39.8256 GBP</i>	48,969.83 GBP <i>15.69 GBP</i>	340670936	PTM Levy Broker Commission	1.00 GBP 14.69 GBP

(continued on next page)

Investment Activity (continued)

	PERIOD (1-Aug-21 to 31-Jul-22)				REFERENCE	CHARGES AND TAXES		
	Activity Type Order Type Venue Identification	Trade Date <sup>2</sup> Value Date	Time	Quantity / Amount Price / FX rate	Settlement Amount Total Charges	Reference Number	Type	Amount
<b>CURRENT PERIOD ACTIVITY</b> <small>(continued)</small>								
Sale of 1,230 Unilever PLC @ 39.8256 GBP	Sale (Reversal) At Market United Kingdom	16-Dec-21 20-Dec-21	14:41:39	1,230.00 39.8256 GBP	(48,969.83) GBP 15.69 GBP	340670936	PTM Levy Broker Commission	1.00 GBP 14.69 GBP
Sale of 112 Chr Hansen Holding A/S @ 506.3801 DKK	Sale At Market Denmark	16-Dec-21 20-Dec-21	14:38:29	(112.00) 506.3801 DKK	6,469.91 GBP 17.01 DKK	340671313	Broker Commission	17.01 DKK
Purchase of 265 Broadridge Financial Solutions Inc @ 179.9083 USD	Purchase At Market United States	16-Dec-21 20-Dec-21	14:45:55	265.00 179.9083 USD	(35,807.50) GBP 14.30 USD	340777365	Broker Commission	14.30 USD
Sale of 1,230 Unilever PLC @ 39.8256 GBP	Sale At Market United Kingdom	16-Dec-21 20-Dec-21	14:41:39	(1,230.00) 39.8256 GBP	48,984.52 GBP 1.00 GBP	343492532	PTM Levy	1.00 GBP
Sale of 282 Chr Hansen Holding A/S @ 506.2966 DKK	Sale At Market Denmark	17-Dec-21 21-Dec-21	08:00:02	(282.00) 506.2966 DKK	16,304.64 GBP 42.83 DKK	340932933	Broker Commission	42.83 DKK
Sale of 7,083 Unilever PLC @ 39.8393 GBP	Sale At Market United Kingdom	17-Dec-21 21-Dec-21	16:35:18	(7,083.00) 39.8393 GBP	282,180.76 GBP 1.00 GBP	340933909	PTM Levy	1.00 GBP
Purchase of 238 Broadridge Financial Solutions Inc @ 176.7394 USD	Purchase At Market United States	17-Dec-21 21-Dec-21	14:30:00	238.00 176.7394 USD	(31,791.96) GBP 12.62 USD	341251287	Broker Commission	12.62 USD
Sale of 748 Unilever PLC @ 39.6794 GBP	Sale At Market United Kingdom	20-Dec-21 22-Dec-21	16:43:40	(748.00) 39.6794 GBP	29,679.19 GBP 1.00 GBP	341342231	PTM Levy	1.00 GBP
Sale of 248 Chr Hansen Holding A/S @ 501.6489 DKK	Sale At Market Denmark	20-Dec-21 22-Dec-21	08:00:04	(248.00) 501.6489 DKK	14,282.39 GBP 37.32 DKK	341346448	Broker Commission	37.32 DKK
Purchase of 167 Broadridge Financial Solutions Inc @ 171.7572 USD	Purchase At Market United States	20-Dec-21 22-Dec-21	14:30:00	167.00 171.7572 USD	(21,728.36) GBP 8.61 USD	341453601	Broker Commission	8.61 USD
Sale of 380 Chr Hansen Holding A/S @ 502.8084 DKK	Sale At Market Denmark	21-Dec-21 23-Dec-21	08:00:02	(380.00) 502.8084 DKK	21,838.83 GBP 57.32 DKK	341508240	Broker Commission	57.32 DKK

(continued on next page)

Investment Activity (continued)

	PERIOD (1-Aug-21 to 31-Jul-22)				REFERENCE	CHARGES AND TAXES		
	Activity Type Order Type Venue Identification	Trade Date <sup>2</sup> Value Date	Time	Quantity / Amount Price / FX rate	Settlement Amount Total Charges	Reference Number	Type	Amount
<b>CURRENT PERIOD ACTIVITY</b> <small>(continued)</small>								
Purchase of 169 Broadridge Financial Solutions Inc @ 174.3474 USD	Purchase At Market United States	21-Dec-21 <a href="#">23-Dec-21</a>	14:30:00	169.00 <a href="#">174.3474 USD</a>	(22,231.67) GBP <a href="#">8.84 USD</a>	341602958	Broker Commission	8.84 USD
Sale of 222 Chr Hansen Holding A/S @ 503.7989 DKK	Sale At Market Denmark	22-Dec-21 <a href="#">27-Dec-21</a>	08:00:01	(222.00) <a href="#">503.7989 DKK</a>	12,753.86 GBP <a href="#">33.55 DKK</a>	341657744	Broker Commission	33.55 DKK
Purchase of 124 Broadridge Financial Solutions Inc @ 178.4955 USD	Purchase At Market United States	22-Dec-21 <a href="#">27-Dec-21</a>	14:30:00	124.00 <a href="#">178.4955 USD</a>	(16,583.31) GBP <a href="#">6.64 USD</a>	341759070	Broker Commission	6.64 USD
Sale of 884 Chr Hansen Holding A/S @ 506.9614 DKK	Sale At Market Denmark	23-Dec-21 <a href="#">28-Dec-21</a>	08:00:00	(884.00) <a href="#">506.9614 DKK</a>	50,828.33 GBP <a href="#">134.45 DKK</a>	341816478	Broker Commission	134.45 DKK
Sale of 420 Chr Hansen Holding A/S @ 511.5168 DKK	Sale At Market Denmark	27-Dec-21 <a href="#">29-Dec-21</a>	08:00:04	(420.00) <a href="#">511.5168 DKK</a>	24,334.52 GBP <a href="#">64.45 DKK</a>	342124905	Broker Commission	64.45 DKK
Sale of 462 Chr Hansen Holding A/S @ 515.2333 DKK	Sale At Market Denmark	28-Dec-21 <a href="#">30-Dec-21</a>	08:00:04	(462.00) <a href="#">515.2333 DKK</a>	26,941.23 GBP <a href="#">71.41 DKK</a>	342173780	Broker Commission	71.41 DKK
Sale of 240 Chr Hansen Holding A/S @ 515.7129 DKK	Sale At Market Denmark	29-Dec-21 <a href="#">3-Jan-22</a>	08:00:03	(240.00) <a href="#">515.7129 DKK</a>	13,994.94 GBP <a href="#">37.13 DKK</a>	342236289	Broker Commission	37.13 DKK
Sale of 113 Chr Hansen Holding A/S @ 514.8339 DKK	Sale At Market Denmark	30-Dec-21 <a href="#">4-Jan-22</a>	08:00:03	(113.00) <a href="#">514.8339 DKK</a>	6,555.61 GBP <a href="#">17.45 DKK</a>	342368454	Broker Commission	17.45 DKK
Sale of 161 Chr Hansen Holding A/S @ 515.7713 DKK	Sale At Market Denmark	3-Jan-22 <a href="#">5-Jan-22</a>	08:00:01	(161.00) <a href="#">515.7713 DKK</a>	9,347.92 GBP <a href="#">24.91 DKK</a>	343000949	Broker Commission	24.91 DKK
Sale of 400 Chr Hansen Holding A/S @ 526.2784 DKK	Sale At Market Denmark	4-Jan-22 <a href="#">6-Jan-22</a>	08:00:02	(400.00) <a href="#">526.2784 DKK</a>	23,585.16 GBP <a href="#">63.15 DKK</a>	343204698	Broker Commission	63.15 DKK
Sale of 825 Chr Hansen Holding A/S @ 527.4682 DKK	Sale At Market Denmark	5-Jan-22 <a href="#">7-Jan-22</a>	08:00:01	(825.00) <a href="#">527.4682 DKK</a>	48,813.14 GBP <a href="#">130.55 DKK</a>	343577606	Broker Commission	130.55 DKK

(continued on next page)

Investment Activity (continued)

	PERIOD (1-Aug-21 to 31-Jul-22)				REFERENCE	CHARGES AND TAXES		
	Activity Type Order Type Venue Identification	Trade Date <sup>2</sup> Value Date	Time	Quantity / Amount Price / FX rate	Settlement Amount Total Charges	Reference Number	Type	Amount
<b>CURRENT PERIOD ACTIVITY</b> <small>(continued)</small>								
Sale of 286 Chr Hansen Holding A/S @ 527.0541 DKK	Sale At Market Denmark	6-Jan-22 10-Jan-22	08:00:02	(286.00) 527.0541 DKK	16,939.33 GBP 45.22 DKK	343685477	Broker Commission	45.22 DKK
Purchase of 199,000 GBP 0.5% Inter-American Development Bank Snr 15 Sep 26 @ 96.843%	Purchase At Market Over The Counter	11-Jan-22 13-Jan-22	11:02:06	199,000.00 GBP 96.8430 %	(193,044.69) GBP 0.00	344261387		
Purchase of 27 Alphabet Inc -A- @ 2,644.4431 USD	Purchase At Market United States	25-Feb-22 1-Mar-22	14:37:09	27.00 2,644.4431 USD	(53,381.97) GBP 21.42 USD	350977020	Broker Commission	21.42 USD
Purchase of 261 Microsoft Corp @ 293.6778 USD	Purchase At Market United States	25-Feb-22 1-Mar-22	15:01:10	261.00 293.6778 USD	(57,269.00) GBP 22.99 USD	351020040	Broker Commission	22.99 USD
Purchase of 9,682 Hexagon AB -B- @ 123.861 SEK	Purchase At Market Sweden	25-Feb-22 1-Mar-22	14:26:32	9,682.00 123.8610 SEK	(94,988.05) GBP 359.77 SEK	351094291	Broker Commission	359.77 SEK
Purchase of 1,094 Schneider Electric SE @ 152.371 EUR	Purchase At Market France	31-Mar-22 4-Apr-22	08:56:55	1,094.00 152.3710 EUR	(141,540.77) GBP 550.09 EUR	356584697	French Transaction Tax Broker Commission	500.08 EUR 50.01 EUR
Purchase of 2,052 London Stock Exchange Grp PLC @ 79.5522 GBP	Purchase At Market United Kingdom	31-Mar-22 4-Apr-22	16:35:13	2,052.00 79.5522 GBP	(163,242.11) GBP 1.00 GBP	356645578	PTM Levy	1.00 GBP
Purchase of 351 Thermo Fisher Scientific Inc @ 597.4793 USD	Purchase At Market United States	31-Mar-22 4-Apr-22	13:30:01	351.00 597.4793 USD	(159,704.07) GBP 62.91 USD	356929373	Broker Commission	62.91 USD
Sale of 3,334 Colgate-Palmolive Co @ 75.9046 USD	Sale At Market United States	31-Mar-22 4-Apr-22	13:30:00	(3,334.00) 75.9046 USD	192,359.49 GBP 77.21 USD	356929654	Market Charges (USA) Broker Commission	1.29 USD 75.92 USD

(continued on next page)



Investment Activity (continued)

	PERIOD (1-Aug-21 to 31-Jul-22)				REFERENCE	CHARGES AND TAXES		
	Activity Type Order Type Venue Identification	Trade Date <sup>2</sup> Value Date	Time	Quantity / Amount Price / FX rate	Settlement Amount Total Charges	Reference Number	Type	Amount
<b>CURRENT PERIOD ACTIVITY</b> <small>(continued)</small>								
Sale of 362 JD.com Inc Reg-S -A- @ 226.3997 HKD	Sale At Market Hong Kong	1-Apr-22 6-Apr-22	01:20:34	(362.00) 226.3997 HKD	7,952.13 GBP 137.55 HKD	356929556	Foreign Commission Exchange Fees (Honk-Kong) Transaction Fee (Hong-Kong) Local Commission (Hong-Kong) Broker Commission	0.12 HKD 4.10 HKD 2.21 HKD 106.54 HKD 24.58 HKD
Sale of 4,674 Colgate-Palmolive Co @ 75.9399 USD	Sale At Market United States	1-Apr-22 5-Apr-22	13:30:00	(4,674.00) 75.9399 USD	270,379.85 GBP 108.29 USD	357598058	Market Charges (USA) Broker Commission	1.81 USD 106.48 USD
Purchase of 14,000 GBP 0.875% Kreditanstalt Fuer Wiederaufbau Snr Reg-S 15 Sep 26 @ 95.4835%	Purchase At Market Over The Counter	11-Apr-22 13-Apr-22	07:27:15	14,000.00 GBP 95.4835 %	(13,438.17) GBP 0.00	358719371		
Purchase of 1,027 Oxford Nanopore Technologies PLC @ 3.5751 GBP	Purchase At Market United Kingdom	11-Apr-22 13-Apr-22	07:23:56	1,027.00 3.5751 GBP	(3,671.67) GBP 0.00	358719373		
Purchase of 600 Tencent Holdings Ltd @ 353.3 HKD	Purchase At Market Hong Kong	11-Apr-22 13-Apr-22	07:25:22	600.00 353.3000 HKD	(20,828.02) GBP 355.80 HKD	358719375	Foreign Commission Exchange Fees (Honk-Kong) Transaction Fee (Hong-Kong) Local Commission (Hong-Kong) Broker Commission	0.32 HKD 10.60 HKD 5.72 HKD 275.57 HKD 63.59 HKD

(continued on next page)

Investment Activity (continued)

	PERIOD (1-Aug-21 to 31-Jul-22)				REFERENCE	CHARGES AND TAXES		
	Activity Type Order Type Venue Identification	Trade Date <sup>2</sup> Value Date	Time	Quantity / Amount Price / FX rate	Settlement Amount Total Charges	Reference Number	Type	Amount
<b>CURRENT PERIOD ACTIVITY</b> <small>(continued)</small>								
Purchase of 6,000 GBP 0.75% European Investment Bank Snr Reg-S 15 Nov 24 @ 97.1213%	Purchase At Market Over The Counter	11-Apr-22 <i>13-Apr-22</i>	07:27:14	6,000.00 GBP <i>97.1213 %</i>	(5,845.65) GBP <i>0.00</i>	358719379		
Purchase of 100,000 GBP 3% ING Groep NV Snr Reg-S 18 Feb 26 @ 100.096%	Purchase At Market Over The Counter	11-Apr-22 <i>13-Apr-22</i>	07:28:43	100,000.00 GBP <i>100.0960 %</i>	(100,539.84) GBP <i>0.00</i>	358719381		
Purchase of 318 Croda International PLC @ 78.4622 GBP	Purchase At Market United Kingdom	11-Apr-22 <i>13-Apr-22</i>	07:28:51	318.00 <i>78.4622 GBP</i>	(24,951.97) GBP <i>1.00 GBP</i>	358719385	PTM Levy	1.00 GBP
Purchase of 20,000 GBP 0.5% International Bank for Reconstruction & Development Snr 24 Jul 23 @ 98.411%	Purchase At Market Over The Counter	11-Apr-22 <i>13-Apr-22</i>	07:27:25	20,000.00 GBP <i>98.4110 %</i>	(19,754.25) GBP <i>0.00</i>	358719387		
Purchase of 2,450 Hexagon AB -B- @ 134.6152 SEK	Purchase At Market Sweden	11-Apr-22 <i>13-Apr-22</i>	07:27:59	2,450.00 <i>134.6152 SEK</i>	(26,859.46) GBP <i>98.94 SEK</i>	358719389	Broker Commission	98.94 SEK
Purchase of 3,200 AIA Group Ltd @ 81.7484 HKD	Purchase At Market Hong Kong	11-Apr-22 <i>13-Apr-22</i>	07:25:22	3,200.00 <i>81.7484 HKD</i>	(25,702.92) GBP <i>439.08 HKD</i>	358719392	Foreign Commission Exchange Fees (Honk-Kong) Transaction Fee (Hong-Kong) Local Commission (Hong-Kong) Broker Commission	0.39 HKD 13.08 HKD 7.06 HKD 340.07 HKD 78.48 HKD
Purchase of 1,034 Halma PLC @ 24.8232 GBP	Purchase At Market United Kingdom	11-Apr-22 <i>13-Apr-22</i>	07:23:56	1,034.00 <i>24.8232 GBP</i>	(25,668.14) GBP <i>1.00 GBP</i>	358719394	PTM Levy	1.00 GBP
Purchase of 361 London Stock Exchange Grp PLC @ 85.3331 GBP	Purchase At Market United Kingdom	11-Apr-22 <i>13-Apr-22</i>	07:23:56	361.00 <i>85.3331 GBP</i>	(30,806.24) GBP <i>1.00 GBP</i>	358719398	PTM Levy	1.00 GBP

(continued on next page)

Investment Activity (continued)

	PERIOD (1-Aug-21 to 31-Jul-22)				REFERENCE	CHARGES AND TAXES		
	Activity Type Order Type Venue Identification	Trade Date <sup>2</sup> Value Date	Time	Quantity / Amount Price / FX rate	Settlement Amount Total Charges	Reference Number	Type	Amount
<b>CURRENT PERIOD ACTIVITY</b> <small>(continued)</small>								
Purchase of 12,000 GBP 1.25% International Finance Corp IFC Snr 15 Dec 23 @ 99.0424%	Purchase At Market Over The Counter	11-Apr-22 13-Apr-22	07:28:54	12,000.00 GBP 99.0424 %	(11,933.99) GBP 0.00	358719400		
Purchase of 113 EssilorLuxottica SA @ 163.6279 EUR	Purchase At Market France	11-Apr-22 13-Apr-22	07:26:53	113.00 163.6279 EUR	(15,548.10) GBP 61.02 EUR	358719926	French Transaction Tax Broker Commission	55.47 EUR 5.55 EUR
Purchase of 324 Schneider Electric SE @ 144.465 EUR	Purchase At Market France	11-Apr-22 13-Apr-22	07:27:21	324.00 144.4650 EUR	(39,359.47) GBP 154.46 EUR	358719928	French Transaction Tax Broker Commission	140.42 EUR 14.04 EUR
Purchase of 3,746 Ishares Physical Gold ETC @ 37.9054 USD	Purchase At Market United Kingdom	11-Apr-22 13-Apr-22	07:29:53	3,746.00 37.9054 USD	(109,155.40) GBP 0.00	358719932		
Purchase of 132 ASML Holding NV @ 560.2697 EUR	Purchase At Market Netherlands	11-Apr-22 13-Apr-22	07:27:40	132.00 560.2697 EUR	(61,979.98) GBP 22.19 EUR	358719937	Broker Commission	22.19 EUR
Purchase of 100,000 GBP 1.5% Landesbank Baden-Wuerttemberg Snr Reg-S 03 Feb 25 @ 96.528%	Purchase At Market Over The Counter	11-Apr-22 13-Apr-22	07:32:25	100,000.00 GBP 96.5280 %	(96,811.56) GBP 0.00	358719943		
Purchase of 59 L'Oreal SA @ 367.75 EUR	Purchase At Market France	11-Apr-22 13-Apr-22	07:27:02	59.00 367.7500 EUR	(18,245.10) GBP 71.60 EUR	358719948	French Transaction Tax Broker Commission	65.09 EUR 6.51 EUR
Purchase of 18,000 GBP 0.5% Inter-American Development Bank Snr 15 Sep 26 @ 93.889%	Purchase At Market Over The Counter	11-Apr-22 13-Apr-22	07:30:53	18,000.00 GBP 93.8890 %	(16,951.80) GBP 0.00	358719981		
Purchase of 19,000 GBP 1.375% European Investment Bank Snr Reg-S 07 Mar 25 @ 98.315%	Purchase At Market Over The Counter	11-Apr-22 13-Apr-22	07:30:51	19,000.00 GBP 98.3150 %	(18,706.33) GBP 0.00	358719984		

(continued on next page)

Investment Activity (continued)

	PERIOD (1-Aug-21 to 31-Jul-22)				REFERENCE	CHARGES AND TAXES		
	Activity Type Order Type Venue Identification	Trade Date <sup>2</sup> Value Date	Time	Quantity / Amount Price / FX rate	Settlement Amount Total Charges	Reference Number	Type	Amount
<b>CURRENT PERIOD ACTIVITY</b> <small>(continued)</small>								
Purchase of 19,000 GBP 1% European Investment Bank Snr Reg-S 21 Sep 26 @ 96.056%	Purchase At Market Over The Counter	11-Apr-22 <a href="#">13-Apr-22</a>	07:32:32	19,000.00 GBP <a href="#">96.0560 %</a>	(18,356.83) GBP <a href="#">0.00</a>	358719999		
Purchase of 23,000 GBP 0.875% United Kingdom Gilt Snr Reg-S 31 Jul 33 @ 90.138%	Purchase At Market Over The Counter	11-Apr-22 <a href="#">12-Apr-22</a>	07:29:28	23,000.00 GBP <a href="#">90.1380 %</a>	(20,771.21) GBP <a href="#">0.00</a>	358720024		
Purchase of 12,000 GBP 1.375% Kreditanstalt Fuer Wiederaufbau Snr Reg-S 09 Dec 24 @ 98.477%	Purchase At Market Over The Counter	11-Apr-22 <a href="#">13-Apr-22</a>	07:30:06	12,000.00 GBP <a href="#">98.4770 %</a>	(11,873.75) GBP <a href="#">0.00</a>	358720030		
Purchase of 567 Microsoft Corp @ 291.57 USD	Purchase At Market United States	11-Apr-22 <a href="#">13-Apr-22</a>	13:30:02	567.00 <a href="#">291.5700 USD</a>	(127,020.06) GBP <a href="#">49.60 USD</a>	358742695	Broker Commission	49.60 USD
Purchase of 794 Apple Inc @ 168.77 USD	Purchase At Market United States	11-Apr-22 <a href="#">13-Apr-22</a>	13:30:03	794.00 <a href="#">168.7700 USD</a>	(102,955.32) GBP <a href="#">40.20 USD</a>	358742700	Broker Commission	40.20 USD
Purchase of 115 American Tower @ 266.49 USD	Purchase At Market United States	11-Apr-22 <a href="#">13-Apr-22</a>	13:30:00	115.00 <a href="#">266.4900 USD</a>	(23,545.71) GBP <a href="#">9.19 USD</a>	358742702	Broker Commission	9.19 USD
Purchase of 143 Alibaba Group Holding-Spon ADR @ 101 USD	Purchase At Market United States	11-Apr-22 <a href="#">13-Apr-22</a>	13:30:01	143.00 <a href="#">101.0000 USD</a>	(11,096.70) GBP <a href="#">4.33 USD</a>	358742707	Broker Commission	4.33 USD
Purchase of 218 IDEX Corp @ 197 USD	Purchase At Market United States	11-Apr-22 <a href="#">13-Apr-22</a>	13:30:01	218.00 <a href="#">197.0000 USD</a>	(32,996.34) GBP <a href="#">12.88 USD</a>	358742710	Broker Commission	12.88 USD
Purchase of 454 HDFC Bank Ltd-ADR @ 62.32 USD	Purchase At Market United States	11-Apr-22 <a href="#">13-Apr-22</a>	13:30:01	454.00 <a href="#">62.3200 USD</a>	(21,739.01) GBP <a href="#">8.49 USD</a>	358742713	Broker Commission	8.49 USD
Purchase of 465 Taiwan Semiconductor-Sp ADR @ 98.22 USD	Purchase At Market United States	11-Apr-22 <a href="#">13-Apr-22</a>	13:30:01	465.00 <a href="#">98.2200 USD</a>	(35,090.75) GBP <a href="#">13.70 USD</a>	358742717	Broker Commission	13.70 USD
Purchase of 471 Johnson & Johnson @ 183 USD	Purchase At Market United States	11-Apr-22 <a href="#">13-Apr-22</a>	13:30:22	471.00 <a href="#">183.0000 USD</a>	(66,221.41) GBP <a href="#">25.86 USD</a>	358742720	Broker Commission	25.86 USD

(continued on next page)

Investment Activity (continued)

	PERIOD (1-Aug-21 to 31-Jul-22)				REFERENCE	CHARGES AND TAXES		
	Activity Type Order Type Venue Identification	Trade Date <sup>2</sup> Value Date	Time	Quantity / Amount Price / FX rate	Settlement Amount Total Charges	Reference Number	Type	Amount
<b>CURRENT PERIOD ACTIVITY</b> <small>(continued)</small>								
Purchase of 119 Thermo Fisher Scientific Inc @ 598.52 USD	Purchase At Market United States	11-Apr-22 13-Apr-22	13:30:01	119.00 598.5200 USD	(54,719.07) GBP 21.37 USD	358742723	Broker Commission	21.37 USD
Purchase of 81 ServiceNow Inc @ 507.87 USD	Purchase At Market United States	11-Apr-22 13-Apr-22	13:30:00	81.00 507.8700 USD	(31,606.08) GBP 12.34 USD	358742725	Broker Commission	12.34 USD
Purchase of 267 Medtronic PLC @ 112.36 USD	Purchase At Market United States	11-Apr-22 13-Apr-22	13:30:01	267.00 112.3600 USD	(23,050.26) GBP 10.36 USD	358742728	Irish Takeover Panel Levy Broker Commission	1.36 USD 9.00 USD
Purchase of 355 Nike Inc -CI B @ 125.47 USD	Purchase At Market United States	11-Apr-22 13-Apr-22	13:30:01	355.00 125.4700 USD	(34,222.47) GBP 13.36 USD	358742731	Broker Commission	13.36 USD
Purchase of 220 Ecolab Inc @ 181.63 USD	Purchase At Market United States	11-Apr-22 13-Apr-22	13:30:01	220.00 181.6300 USD	(30,701.06) GBP 11.99 USD	358742744	Broker Commission	11.99 USD
Purchase of 43 Alphabet Inc -A- @ 2,635.06 USD	Purchase At Market United States	11-Apr-22 13-Apr-22	13:30:02	43.00 2,635.0600 USD	(87,056.00) GBP 33.99 USD	358742755	Broker Commission	33.99 USD
Purchase of 301 Visa Inc -A- @ 215.25 USD	Purchase At Market United States	11-Apr-22 13-Apr-22	13:30:01	301.00 215.2500 USD	(49,780.52) GBP 19.44 USD	358742758	Broker Commission	19.44 USD
Purchase of 165 Intuit Inc @ 478.37 USD	Purchase At Market United States	11-Apr-22 13-Apr-22	13:30:02	165.00 478.3700 USD	(60,646.30) GBP 23.68 USD	358742761	Broker Commission	23.68 USD
Purchase of 272 Broadridge Financial Solutions Inc @ 160.53 USD	Purchase At Market United States	11-Apr-22 13-Apr-22	13:30:00	272.00 160.5300 USD	(33,550.70) GBP 13.10 USD	358743152	Broker Commission	13.10 USD
Purchase of 186 UnitedHealth Group Inc @ 544 USD	Purchase At Market United States	11-Apr-22 13-Apr-22	13:30:01	186.00 544.0000 USD	(77,748.43) GBP 30.36 USD	358743154	Broker Commission	30.36 USD

(continued on next page)

Investment Activity (continued)

	PERIOD (1-Aug-21 to 31-Jul-22)				REFERENCE	CHARGES AND TAXES		
	Activity Type Order Type Venue Identification	Trade Date <sup>2</sup> Value Date	Time	Quantity / Amount Price / FX rate	Settlement Amount Total Charges	Reference Number	Type	Amount
<b>CURRENT PERIOD ACTIVITY</b> <small>(continued)</small>								
Purchase of 157 Danaher Corp @ 295.91 USD	Purchase At Market United States	11-Apr-22 13-Apr-22	13:30:00	157.00 295.9100 USD	(35,694.86) GBP 13.94 USD	358743159	Broker Commission	13.94 USD
Purchase of 29 Amazon.com Inc @ 3,053 USD	Purchase At Market United States	11-Apr-22 13-Apr-22	13:30:03	29.00 3,053.0000 USD	(68,024.89) GBP 26.56 USD	358743172	Broker Commission	26.56 USD
Purchase of 57 Mettler-Toledo International Inc @ 1,370.75 USD	Purchase At Market United States	11-Apr-22 13-Apr-22	13:30:01	57.00 1,370.7500 USD	(60,027.40) GBP 23.44 USD	358743175	Broker Commission	23.44 USD
Purchase of 136 Roper Technologies Inc @ 482 USD	Purchase At Market United States	11-Apr-22 13-Apr-22	13:30:00	136.00 482.0000 USD	(50,361.93) GBP 19.67 USD	358743187	Broker Commission	19.67 USD
Purchase of 105 Adobe Inc @ 438.81 USD	Purchase At Market United States	11-Apr-22 13-Apr-22	13:30:02	105.00 438.8100 USD	(35,398.28) GBP 13.82 USD	358743193	Broker Commission	13.82 USD
Purchase of 317 Discover Financial Services @ 111.5 USD	Purchase At Market United States	11-Apr-22 13-Apr-22	13:30:00	317.00 111.5000 USD	(27,154.83) GBP 10.60 USD	358743197	Broker Commission	10.60 USD
Purchase of 902 US Bancorp @ 51.87 USD	Purchase At Market United States	11-Apr-22 13-Apr-22	13:30:01	902.00 51.8700 USD	(35,946.99) GBP 14.04 USD	358743202	Broker Commission	14.04 USD
Purchase of 82 Sherwin-Williams Co/The @ 262.08 USD	Purchase At Market United States	11-Apr-22 13-Apr-22	13:30:00	82.00 262.0800 USD	(16,511.79) GBP 6.45 USD	358743205	Broker Commission	6.45 USD
Purchase of 25,000 Stewart Investors Asia Pacific Leaders Sustainability Fund -B- (GBP) / Dist @ 2.9998 GBP	Purchase At Market Over The Counter	11-Apr-22 19-Apr-22	11:00:00	25,000.00 2.9998 GBP	(74,995.00) GBP 0.00	358746137		
Purchase of 3,200 Fidelity Investment Funds - Asia Fund -W- (GBP) / Acc @ 15.79 GBP	Purchase At Market Over The Counter	11-Apr-22 14-Apr-22	14:28:33	3,200.00 15.7900 GBP	(50,528.00) GBP 0.00	358746569		
Purchase of 291 CSL Ltd @ 265 AUD	Purchase At Market Australia	12-Apr-22 14-Apr-22	00:02:17	291.00 265.0000 AUD	(44,004.93) GBP 23.13 AUD	358796634	Broker Commission	23.13 AUD

(continued on next page)

Investment Activity (continued)

PERIOD (1-Aug-21 to 31-Jul-22)					REFERENCE	CHARGES AND TAXES	
Activity Type Order Type Venue Identification	Trade Date <sup>2</sup> Value Date	Time	Quantity / Amount Price / FX rate	Settlement Amount Total Charges	Reference Number	Type	Amount
<b>CURRENT PERIOD ACTIVITY</b> <small>(continued)</small>							
Early redemption of 270,581 GBP SG Phoenix Note on S&P 500 Index, 16 Apr 24 SN021-21 @ 100%	Early Redemption	19-Apr-22 <i>19-Apr-22</i>	(270,581.00) GBP <i>100.0000 %</i>	270,581.00 GBP	359620416		
Sale of 1,920 Alibaba Group Holding-Spon ADR @ 90.2751 USD	Sale At Market United States	6-May-22 <i>10-May-22</i>	13:31:12 <i>90.2751 USD</i>	(1,920.00) <i>140,072.78 GBP</i> <i>52.89 USD</i>	363095407	Market Charges (USA) Broker Commission	0.89 USD   52.00 USD
Purchase of 1,340.8236 Securis Global Funds - Securis Catastrophe Bond Fund -A- (GBP) / Acc @ 110.6079 GBP	Purchase At Market Over The Counter	6-May-22 <i>11-May-22</i>	12:00:00 <i>110.6079 GBP</i>	1,340.82 <i>(148,305.68) GBP</i> <i>0.00</i>	363426446		
Purchase of 13,600 AIA Group Ltd @ 73.2517 HKD	Purchase At Market Hong Kong	10-May-22 <i>12-May-22</i>	01:21:00 <i>73.2517 HKD</i>	13,600.00 <i>(102,960.53) GBP</i> <i>1,672.16 HKD</i>	363564444	Foreign Commission Exchange Fees (Honk-Kong) Transaction Fee (Hong-Kong) Local Commission (Hong-Kong) Broker Commission	1.49 HKD  49.81 HKD  26.90 HKD  1,295.09 HKD  298.87 HKD
Purchase of 6,000 AIA Group Ltd @ 72.5918 HKD	Purchase At Market Hong Kong	11-May-22 <i>13-May-22</i>	01:20:23 <i>72.5918 HKD</i>	6,000.00 <i>(45,075.18) GBP</i> <i>731.08 HKD</i>	363680225	Foreign Commission Exchange Fees (Honk-Kong) Transaction Fee (Hong-Kong) Local Commission (Hong-Kong) Broker Commission	0.65 HKD  21.78 HKD  11.76 HKD  566.22 HKD  130.67 HKD

(continued on next page)

Investment Activity (continued)

	PERIOD (1-Aug-21 to 31-Jul-22)				REFERENCE	CHARGES AND TAXES		
	Activity Type Order Type Venue Identification	Trade Date <sup>2</sup> Value Date	Time	Quantity / Amount Price / FX rate	Settlement Amount Total Charges	Reference Number	Type	Amount
<b>CURRENT PERIOD ACTIVITY</b> <small>(continued)</small>								
Purchase of 144,779 GBP SG Phoenix Plus with DAP on SPX, 27 May 25 SN038-22 @ 100%	Purchase At Market Over The Counter	19-May-22 <i>6-Jun-22</i>	19:04:09	144,779.00 GBP <i>100.0000 %</i>	(144,779.00) GBP <i>0.00</i>	364839358		
Sale of 247,000 GBP 0.5% International Bank for Reconstruction & Development Snr 24 Jul 23 @ 98.18%	Sale At Market Over The Counter	8-Jul-22 <i>12-Jul-22</i>	07:01:56	(247,000.00) GBP <i>98.1800 %</i>	243,699.00 GBP <i>0.00</i>	372734564		
Purchase of 23,369 Citi Call Warrant linked to GBPUSD Exchange Rate, 24 Jul 23 SW007-22 @ 16.17 GBP	Purchase At Market Over The Counter	8-Jul-22 <i>22-Jul-22</i>	14:30:43	23,369.00 <i>16.1700 GBP</i>	(377,876.73) GBP <i>0.00</i>	372776619		
Sale of 190 ServiceNow Inc @ 442.9 USD	Sale At Market United States	20-Jul-22 <i>22-Jul-22</i>	13:30:00	(190.00) <i>442.9000 USD</i>	70,079.25 GBP <i>27.18 USD</i>	374165773	Market Charges (USA) Broker Commission	1.93 USD  25.25 USD
Sale of 1,323 Apple Inc @ 150.9581 USD	Sale At Market United States	20-Jul-22 <i>22-Jul-22</i>	13:30:02	(1,323.00) <i>150.9581 USD</i>	166,313.86 GBP <i>64.49 USD</i>	374165904	Market Charges (USA) Broker Commission	4.57 USD  59.92 USD
Sale of 250 Microsoft Corp @ 259.8 USD	Sale At Market United States	20-Jul-22 <i>22-Jul-22</i>	13:30:02	(250.00) <i>259.8000 USD</i>	54,087.25 GBP <i>20.97 USD</i>	374165985	Market Charges (USA) Broker Commission	1.49 USD  19.48 USD
Purchase of 546 Danaher Corp @ 259.0662 USD	Purchase At Market United States	20-Jul-22 <i>22-Jul-22</i>	13:30:00	546.00 <i>259.0662 USD</i>	(118,088.54) GBP <i>42.43 USD</i>	374168355	Broker Commission	42.43 USD
Sale of 134 Roper Technologies Inc @ 404.2296 USD	Sale At Market United States	20-Jul-22 <i>22-Jul-22</i>	13:30:01	(134.00) <i>404.2296 USD</i>	45,146.24 GBP <i>17.49 USD</i>	374170082	Market Charges (USA) Broker Commission	1.24 USD  16.25 USD

(continued on next page)



Investment Activity (continued)

	PERIOD (1-Aug-21 to 31-Jul-22)				REFERENCE	CHARGES AND TAXES		
	Activity Type Order Type Venue Identification	Trade Date <sup>2</sup> Value Date	Time	Quantity / Amount Price / FX rate	Settlement Amount Total Charges	Reference Number	Type	Amount
<b>CURRENT PERIOD ACTIVITY</b> <small>(continued)</small>								
Sale of 90 Mettler-Toledo International Inc @ 1,165.1228 USD	Sale At Market United States	20-Jul-22 22-Jul-22	13:30:00	(90.00) 1,165.1228 USD	87,444.96 GBP 33.86 USD	374171376	Market Charges (USA) Broker Commission	2.40 USD 31.46 USD
Purchase of 1,468 London Stock Exchange Grp PLC @ 77.6118 GBP	Purchase At Market United Kingdom	20-Jul-22 22-Jul-22	16:35:09	1,468.00 77.6118 GBP	(113,935.06) GBP 1.00 GBP	374192181	PTM Levy	1.00 GBP
Sale of 4,991 US Bancorp @ 46.972 USD	Sale At Market United States	20-Jul-22 22-Jul-22	13:30:10	(4,991.00) 46.9720 USD	195,571.96 GBP 75.70 USD	374295504	Market Charges (USA) Broker Commission	5.37 USD 70.33 USD
Sale of 181 American Tower @ 252.2296 USD	Sale At Market United States	20-Jul-22 22-Jul-22	13:30:00	(181.00) 252.2296 USD	38,084.43 GBP 14.75 USD	374296879	Market Charges (USA) Broker Commission	1.05 USD 13.70 USD
Purchase of 366 London Stock Exchange Grp PLC @ 78.8072 GBP	Purchase At Market United Kingdom	21-Jul-22 25-Jul-22	16:35:13	366.00 78.8072 GBP	(28,844.42) GBP 1.00 GBP	374359040	PTM Levy	1.00 GBP
Sale of 5,710 US Bancorp @ 47.3415 USD	Sale At Market United States	21-Jul-22 25-Jul-22	13:30:00	(5,710.00) 47.3415 USD	225,464.57 GBP 87.29 USD	374457859	Market Charges (USA) Broker Commission	6.19 USD 81.10 USD
Purchase of 915 London Stock Exchange Grp PLC @ 79.7225 GBP	Purchase At Market United Kingdom	22-Jul-22 26-Jul-22	15:06:42	915.00 79.7225 GBP	(72,947.07) GBP 1.00 GBP	374500701	PTM Levy	1.00 GBP
<b>SECURITY ACTIVITY</b>								
<b>CURRENT PERIOD ACTIVITY</b>								

(continued on next page)

Investment Activity (continued)

	PERIOD (1-Aug-21 to 31-Jul-22)			REFERENCE	CHARGES AND TAXES		
	Activity Type Order Type Venue Identification	Trade Date <sup>2</sup> Time Value Date	Quantity / Amount Price / FX rate	Settlement Amount Total Charges	Reference Number	Type	Amount
<b>CURRENT PERIOD ACTIVITY</b> <small>(continued)</small>							
Spin-off of JD.com Inc Reg-S -A- on 7,600 Tencent Holdings Ltd	Spin Off	25-Mar-22 <a href="#">25-Mar-22</a>			356224195		
▶ Receipt of 362 JD.com Inc Reg-S -A-				362.00			
Spin-off of JD.com Inc Reg-S -A- on 7,600 Tencent Holdings Ltd	Spin Off <i>(Reversal)</i>	25-Mar-22 <a href="#">25-Mar-22</a>			356224195		
▶ Receipt of 362 JD.com Inc Reg-S -A-				(362.00)			
Spin-off of JD.com Inc Reg-S -A- on 7,600 Tencent Holdings Ltd	Spin Off	25-Mar-22 <a href="#">25-Mar-22</a>			367519699		
▶ Receipt of 362 JD.com Inc Reg-S -A-				362.00			
Split of 350 Amazon.com Inc @ 20:1 Ex Date 06-Jun-22	Split	6-Jun-22 <a href="#">3-Jun-22</a>			367250743		
▶ Receipt of 7,000 additional shares				(350.00)			
▶ Receipt of 7,000 additional shares				7,000.00			
Split of 537 Alphabet Inc -A- @ 20:1 Ex Date 18-Jul-22	Split	18-Jul-22 <a href="#">15-Jul-22</a>			373442590		
▶ Receipt of 10,740 additional shares				(537.00)			
▶ Receipt of 10,740 additional shares				10,740.00			
<b>CORPORATE ACTIONS – NO ACTION TAKEN</b>							
<b>CURRENT PERIOD ACTIVITY</b>							
Conversion for L'Oreal SA		9-Dec-21 <a href="#">3-Jan-22</a>					
Priority Issue for CSL Ltd		2-Feb-22 <a href="#">14-Feb-22</a>					

## Transfers

PERIOD (1-Aug-21 to 31-Jul-22)								REFERENCE
Activity Type	Trade Date	Value Date	Amount/Quantity	Price <i>Accrued Interest</i>	FX Rate on Trade Date	Activity Value (GBP)	Reference Number	
<b>NET TRANSFERS</b>						<b>16,834,757.26</b>		
<b>NET CURRENT PERIOD ACTIVITY</b>						<b>16,834,757.26</b>		
<b>NET MONEY TRANSFERS</b>						<b>2,117,154.92</b>		
Monthly Income Transfer	Outgoing Payment	31-Aug-21	31-Aug-21	(36,650.09)GBP		(36,650.09)	322383285	
Monthly Income Transfer	Outgoing Payment	30-Sep-21	30-Sep-21	(9,031.81)GBP		(9,031.81)	326680694	
Transfer in of 132,964.17 GBP from account 532709665.0001	Transfer In	22-Oct-21	22-Oct-21	132,964.17 GBP		132,964.17	330079564	
Transfer in of 18,035.93 GBP from account 532709665.0002	Transfer In	22-Oct-21	22-Oct-21	18,035.93 GBP		18,035.93	330079566	
Monthly Income Transfer	Outgoing Payment	29-Oct-21	29-Oct-21	(43,627.94)GBP		(43,627.94)	331272320	
Transfer in of 67,108.59 GBP from account 532709665.0001	Transfer In	29-Oct-21	29-Oct-21	67,108.59 GBP		67,108.59	331354695	
Transfer in of 1,286.7 GBP from account 532709665.0002	Transfer In	8-Nov-21	8-Nov-21	1,286.70 GBP		1,286.70	333167022	
Monthly Income Transfer	Outgoing Payment	30-Nov-21	30-Nov-21	(20,996.67)GBP		(20,996.67)	337159852	
Transfer in of 3,581.92 GBP from account 532709665.0002	Transfer In	1-Dec-21	1-Dec-21	3,581.92 GBP		3,581.92	337651622	
Monthly Income Transfer	Outgoing Payment	31-Dec-21	31-Dec-21	(46,702.38)GBP		(46,702.38)	342469842	
Monthly Income Transfer	Outgoing Payment	31-Jan-22	31-Jan-22	(20,900.95)GBP		(20,900.95)	347007339	
Monthly Income Transfer	Outgoing Payment	28-Feb-22	28-Feb-22	(17,036.85)GBP		(17,036.85)	351470323	
Monthly Income Transfer	Outgoing Payment	31-Mar-22	31-Mar-22	(15,887.94)GBP		(15,887.94)	356533167	
Incoming payment of 2,221,000 GBP from 30115436	Incoming Payment	8-Apr-22	8-Apr-22	2,221,000.00 GBP		2,221,000.00	358358875	
Monthly Income Transfer	Outgoing Payment	29-Apr-22	29-Apr-22	(20,505.02)GBP		(20,505.02)	361625886	
Monthly Income Transfer	Outgoing Payment	31-May-22	31-May-22	(42,716.77)GBP		(42,716.77)	366204345	
Monthly Income Transfer	Outgoing Payment	30-Jun-22	30-Jun-22	(33,190.20)GBP		(33,190.20)	371156495	
Monthly Income Transfer	Outgoing Payment	29-Jul-22	29-Jul-22	(19,575.77)GBP		(19,575.77)	375190899	
<b>NET SECURITY TRANSFERS</b>						<b>14,717,602.34</b>		
Internal Transfer 4,032 Croda International PLC from account University of Dundee (532709665 - Discretionary)	Internal Transfer	22-Oct-21	22-Oct-21	4,032.00	92.5800 GBP	373,282.56	330078619	

(continued on next page)

## Transfers (continued)

	PERIOD (1-Aug-21 to 31-Jul-22)							REFERENCE
	Activity Type	Trade Date	Value Date	Amount/Quantity	Price <i>Accrued Interest</i>	FX Rate on Trade Date	Activity Value (GBP)	Reference Number
Internal Transfer 22,417.41 Fidelity Investment Funds - Asia Fund -W- (GBP) / Acc from account University of Dundee (532709665 - Discretionary)	Internal Transfer	22-Oct-21	22-Oct-21	22,417.41	17.9200 GBP		401,719.99	330078619
Internal Transfer 8,112 Halma PLC from account University of Dundee (532709665 - Discretionary)	Internal Transfer	22-Oct-21	22-Oct-21	8,112.00	29.5800 GBP		239,952.96	330078619
Internal Transfer 1,326 London Stock Exchange Grp PLC from account University of Dundee (532709665 - Discretionary)	Internal Transfer	22-Oct-21	22-Oct-21	1,326.00	76.0000 GBP		100,776.00	330078619
Internal Transfer 4,541 Unilever PLC from account University of Dundee (532709665 - Discretionary)	Internal Transfer	22-Oct-21	22-Oct-21	4,541.00	38.9300 GBP		176,781.13	330078619
Internal Transfer 216,518.61 Property Income Trust For Charities - (GBP) / Dist from account University of Dundee (532709665 - Discretionary)	Internal Transfer	22-Oct-21	22-Oct-21	216,518.61	0.8903 GBP		192,766.52	330078619
Internal Transfer 186,972.176 The Charities Property Fund (GBP) /Dist from account University of Dundee (532709665 - Discretionary)	Internal Transfer	22-Oct-21	22-Oct-21	186,972.18	1.3013 GBP		243,306.89	330078619
Internal Transfer 11,207 Ishares Physical Gold ETC from account University of Dundee (532709665 - Discretionary)	Internal Transfer	22-Oct-21	22-Oct-21	11,207.00	35.0050 USD	1.3773	284,833.40	330078619
Internal Transfer 145,000 1% European Investment Bank Snr Reg-S 21 Sep 26 from account University of Dundee (532709665 - Discretionary)	Internal Transfer	22-Oct-21	22-Oct-21	145,000.00 GBP	100.1480 % <i>123.15</i>		145,214.60	330078619
Internal Transfer 103,000 1.375% European Investment Bank Snr Reg-S 07 Mar 25 from account University of Dundee (532709665 - Discretionary)	Internal Transfer	22-Oct-21	22-Oct-21	103,000.00 GBP	101.5390 % <i>888.55</i>		104,585.17	330078619
Internal Transfer 20,199.958 PIMCO Funds Global Inv - Diversified Income - Inst GBP Hedged /CshDist from account University of Dundee (532709665 - Discretionary)	Internal Transfer	22-Oct-21	22-Oct-21	20,199.96	7.4000 GBP		149,479.69	330078619
Internal Transfer 188,850.341 Stewart Investors Asia Pacific Leaders Sustainability Fund -B- (GBP) / Dist from account University of Dundee (532709665 - Discretionary)	Internal Transfer	22-Oct-21	22-Oct-21	188,850.34	3.2095 GBP		606,115.17	330078619
Internal Transfer 303,180.5 Jupiter Strategic Bond Fund -Z- (GBP) / CshDist from account University of Dundee (532709665 - Discretionary)	Internal Transfer	22-Oct-21	22-Oct-21	303,180.50	0.6597 GBP		200,008.18	330078619
Internal Transfer 110,000 2.125% Orsted A/S Snr Reg-S 17 May 27 from account University of Dundee (532709665 - Discretionary)	Internal Transfer	22-Oct-21	22-Oct-21	110,000.00 GBP	103.6060 % <i>1,011.85</i>		113,966.60	330078619

(continued on next page)

## Transfers (continued)

	PERIOD (1-Aug-21 to 31-Jul-22)							REFERENCE
	Activity Type	Trade Date	Value Date	Amount/Quantity	Price <i>Accrued Interest</i>	FX Rate on Trade Date	Activity Value (GBP)	Reference Number
	Internal Transfer 16,439.548 Neuberger Berman Emerging Market Debt - Hard Currency Fund -I2- (GBP) / Dist from account University of Dundee (532709665 - Discretionary)	22-Oct-21	22-Oct-21	16,439.55	9.6100 GBP		157,984.06	330078619
	Internal Transfer 754 American Tower from account University of Dundee (532709665 - Discretionary)	22-Oct-21	22-Oct-21	754.00	284.4500 USD	1.3773	155,721.56	330078619
	Internal Transfer 110,000 1.375% Procter & Gamble Co/The Snr 03 May 25 from account University of Dundee (532709665 - Discretionary)	22-Oct-21	22-Oct-21	110,000.00 GBP	101.4450 % <i>712.74</i>		111,589.50	330078619
	Internal Transfer 65,500 0.75% European Investment Bank Snr Reg-S 15 Nov 24 from account University of Dundee (532709665 - Discretionary)	22-Oct-21	22-Oct-21	65,500.00 GBP	99.6730 % <i>458.95</i>		65,285.82	330078619
	Internal Transfer 133,081 SG Phoenix Note on S&P 500 Index, 16 Apr 24 SN021-21 from account University of Dundee (532709665 - Discretionary)	22-Oct-21	22-Oct-21	133,081.00 GBP	101.5600 %		135,157.06	330078619
	Internal Transfer 61,000 1.375% Kreditanstalt Fuer Wiederaufbau Snr Reg-S 09 Dec 24 from account University of Dundee (532709665 - Discretionary)	22-Oct-21	22-Oct-21	61,000.00 GBP	101.4950 % <i>728.45</i>		61,911.95	330078619
	Internal Transfer 89,000 0.875% Kreditanstalt Fuer Wiederaufbau Snr Reg-S 15 Sep 26 from account University of Dundee (532709665 - Discretionary)	22-Oct-21	22-Oct-21	89,000.00 GBP	99.6190 % <i>78.94</i>		88,660.91	330078619
	Internal Transfer 1,852 CSL Ltd from account University of Dundee (532709665 - Discretionary)	22-Oct-21	22-Oct-21	1,852.00	295.8600 AUD	1.8386	298,016.27	330078619
	Internal Transfer 3,900 Tencent Holdings Ltd from account University of Dundee (532709665 - Discretionary)	22-Oct-21	22-Oct-21	3,900.00	509.5000 HKD	10.7055	185,610.20	330078619
	Internal Transfer 2,780.583 PIMCO fund GIS - Global Investment Grade Credit fund -INS- Hedged - (GBP) / Dist from account University of Dundee (532709665 - Discretionary)	22-Oct-21	22-Oct-21	2,780.58	13.6800 GBP		38,038.38	330078619
	Internal Transfer 18,600 AIA Group Ltd from account University of Dundee (532709665 - Discretionary)	22-Oct-21	22-Oct-21	18,600.00	89.4000 HKD	10.7055	155,325.77	330078619
	Internal Transfer 161 Amazon.com Inc from account University of Dundee (532709665 - Discretionary)	22-Oct-21	22-Oct-21	161.00	3,335.5500 USD	1.3773	389,910.37	330078619
	Internal Transfer 989 Danaher Corp from account University of Dundee (532709665 - Discretionary)	22-Oct-21	22-Oct-21	989.00	313.3800 USD	1.3773	225,029.27	330078619

(continued on next page)

## Transfers (continued)

	PERIOD (1-Aug-21 to 31-Jul-22)							REFERENCE
	Activity Type	Trade Date	Value Date	Amount/Quantity	Price <i>Accrued Interest</i>	FX Rate on Trade Date	Activity Value (GBP)	Reference Number
Internal Transfer 1,380 Broadridge Financial Solutions Inc from account University of Dundee (532709665 - Discretionary)	Internal Transfer	22-Oct-21	22-Oct-21	1,380.00	184.0700 USD	1.3773	184,430.84	330078619
Internal Transfer 754 UnitedHealth Group Inc from account University of Dundee (532709665 - Discretionary)	Internal Transfer	22-Oct-21	22-Oct-21	754.00	449.1600 USD	1.3773	245,891.70	330078619
Internal Transfer 3,143 Microsoft Corp from account University of Dundee (532709665 - Discretionary)	Internal Transfer	22-Oct-21	22-Oct-21	3,143.00	309.1600 USD	1.3773	705,503.43	330078619
Internal Transfer 5,350 Apple Inc from account University of Dundee (532709665 - Discretionary)	Internal Transfer	22-Oct-21	22-Oct-21	5,350.00	148.6900 USD	1.3773	577,573.15	330078619
Internal Transfer 4,943 US Bancorp from account University of Dundee (532709665 - Discretionary)	Internal Transfer	22-Oct-21	22-Oct-21	4,943.00	62.7400 USD	1.3773	225,167.95	330078619
Internal Transfer 2,537 Visa Inc -A- from account University of Dundee (532709665 - Discretionary)	Internal Transfer	22-Oct-21	22-Oct-21	2,537.00	231.2300 USD	1.3773	425,927.91	330078619
Internal Transfer 3,358 HDFC Bank Ltd-ADR from account University of Dundee (532709665 - Discretionary)	Internal Transfer	22-Oct-21	22-Oct-21	3,358.00	77.5400 USD	1.3773	189,050.55	330078619
Internal Transfer 1,444 IDEX Corp from account University of Dundee (532709665 - Discretionary)	Internal Transfer	22-Oct-21	22-Oct-21	1,444.00	221.0700 USD	1.3773	231,776.00	330078619
Internal Transfer 595 ServiceNow Inc from account University of Dundee (532709665 - Discretionary)	Internal Transfer	22-Oct-21	22-Oct-21	595.00	686.6500 USD	1.3773	296,635.99	330078619
Internal Transfer 4,013 Colgate-Palmolive Co from account University of Dundee (532709665 - Discretionary)	Internal Transfer	22-Oct-21	22-Oct-21	4,013.00	75.5000 USD	1.3773	219,982.21	330078619
Internal Transfer 507 Thermo Fisher Scientific Inc from account University of Dundee (532709665 - Discretionary)	Internal Transfer	22-Oct-21	22-Oct-21	507.00	611.9600 USD	1.3773	225,269.53	330078619
Internal Transfer 702 Sherwin-Williams Co/The from account University of Dundee (532709665 - Discretionary)	Internal Transfer	22-Oct-21	22-Oct-21	702.00	306.6200 USD	1.3773	156,282.03	330078619
Internal Transfer 2,393 Discover Financial Services from account University of Dundee (532709665 - Discretionary)	Internal Transfer	22-Oct-21	22-Oct-21	2,393.00	125.1800 USD	1.3773	217,494.91	330078619
Internal Transfer 802 Roper Technologies Inc from account University of Dundee (532709665 - Discretionary)	Internal Transfer	22-Oct-21	22-Oct-21	802.00	487.2000 USD	1.3773	283,695.93	330078619
Internal Transfer 3,577 Taiwan Semiconductor-Sp ADR from account University of Dundee (532709665 - Discretionary)	Internal Transfer	22-Oct-21	22-Oct-21	3,577.00	114.2300 USD	1.3773	296,667.91	330078619
Internal Transfer 235 Alphabet Inc -A- from account University of Dundee (532709665 - Discretionary)	Internal Transfer	22-Oct-21	22-Oct-21	235.00	2,751.3300 USD	1.3773	469,442.06	330078619

(continued on next page)

## Transfers (continued)

	PERIOD (1-Aug-21 to 31-Jul-22)							REFERENCE
	Activity Type	Trade Date	Value Date	Amount/Quantity	Price <i>Accrued Interest</i>	FX Rate on Trade Date	Activity Value (GBP)	Reference Number
Internal Transfer 1,856 Medtronic PLC from account University of Dundee (532709665 - Discretionary)	Internal Transfer	22-Oct-21	22-Oct-21	1,856.00	123.0900 USD	1.3773	165,871.66	330078619
Internal Transfer 389 Mettler-Toledo International Inc from account University of Dundee (532709665 - Discretionary)	Internal Transfer	22-Oct-21	22-Oct-21	389.00	1,469.7500 USD	1.3773	415,111.27	330078619
Internal Transfer 983 Intuit Inc from account University of Dundee (532709665 - Discretionary)	Internal Transfer	22-Oct-21	22-Oct-21	983.00	590.8000 USD	1.3773	421,662.96	330078619
Internal Transfer 2,930 Nike Inc -CI B from account University of Dundee (532709665 - Discretionary)	Internal Transfer	22-Oct-21	22-Oct-21	2,930.00	163.4800 USD	1.3773	347,779.28	330078619
Internal Transfer 2,477 Johnson & Johnson from account University of Dundee (532709665 - Discretionary)	Internal Transfer	22-Oct-21	22-Oct-21	2,477.00	163.7200 USD	1.3773	294,441.62	330078619
Internal Transfer 1,597 Ecolab Inc from account University of Dundee (532709665 - Discretionary)	Internal Transfer	22-Oct-21	22-Oct-21	1,597.00	221.4500 USD	1.3773	256,774.60	330078619
Internal Transfer 890 Alibaba Group Holding-Spon ADR from account University of Dundee (532709665 - Discretionary)	Internal Transfer	22-Oct-21	22-Oct-21	890.00	177.7000 USD	1.3773	114,828.29	330078619
Internal Transfer 921 Adobe Inc from account University of Dundee (532709665 - Discretionary)	Internal Transfer	22-Oct-21	22-Oct-21	921.00	643.5800 USD	1.3773	430,361.71	330078619
Internal Transfer 62,000 1.25% International Finance Corp IFC Snr 15 Dec 23 from account University of Dundee (532709665 - Discretionary)	Internal Transfer	22-Oct-21	22-Oct-21	62,000.00 GBP	100.9390 % <i>660.34</i>		62,582.18	330078619
Internal Transfer 2,524 Chr Hansen Holding A/S from account University of Dundee (532709665 - Discretionary)	Internal Transfer	22-Oct-21	22-Oct-21	2,524.00	495.9000 DKK	8.7995	142,241.22	330078619
Internal Transfer 113,000 0.5% International Bank for Reconstruction & Development Snr 24 Jul 23 from account University of Dundee (532709665 - Discretionary)	Internal Transfer	22-Oct-21	22-Oct-21	113,000.00 GBP	99.6030 % <i>139.32</i>		112,551.39	330078619
Internal Transfer 1,848 EssilorLuxottica SA from account University of Dundee (532709665 - Discretionary)	Internal Transfer	22-Oct-21	22-Oct-21	1,848.00	171.4400 EUR	0.8456	267,903.94	330078619
Internal Transfer 1,067 ASML Holding NV from account University of Dundee (532709665 - Discretionary)	Internal Transfer	22-Oct-21	22-Oct-21	1,067.00	690.5000 EUR	0.8456	623,007.22	330078619
Internal Transfer 15,730 Hexagon AB -B- from account University of Dundee (532709665 - Discretionary)	Internal Transfer	22-Oct-21	22-Oct-21	15,730.00	139.1500 SEK	11.7977	185,530.19	330078619
Internal Transfer 866 L'Oreal SA from account University of Dundee (532709665 - Discretionary)	Internal Transfer	22-Oct-21	22-Oct-21	866.00	388.0500 EUR	0.8456	284,164.98	330078619
Internal Transfer 1,570 Schneider Electric SE from account University of Dundee (532709665 - Discretionary)	Internal Transfer	22-Oct-21	22-Oct-21	1,570.00	141.8000 EUR	0.8456	188,252.55	330078619

(continued on next page)

## Transfers (continued)

PERIOD (1-Aug-21 to 31-Jul-22)								REFERENCE
Activity Type	Trade Date	Value Date	Amount/Quantity	Price <i>Accrued Interest</i>	FX Rate on Trade Date	Activity Value (GBP)	Reference Number	
Internal Transfer 10,041 Oxford Nanopore Technologies PLC from account University of Dundee (532709665 - Discretionary)	Internal Transfer	22-Oct-21	22-Oct-21	10,041.00	5.2500 GBP	52,715.25	330078619	



## Cash Activity

**511665386.0001/GBP DEALING DEALING****Opening Balance**

All-In-One Fee for period 01-Jul-21 to 30-Sep-21
Transfer in of 132,964.17 GBP from account 532709665.0001
Sale of 10,102 Xtrackers ESG MSCI USA UCITS ETF -1C- @ 48.625 USD
Purchase of 15,654 Hexagon AB -B- @ 137.75 SEK
Purchase of 1,050 ASML Holding NV @ 701.8074 EUR
Purchase of 1,838 EssilorLuxottica SA @ 171.3029 EUR
Purchase of 2,511 Chr Hansen Holding A/S @ 515.9 DKK
Purchase of 1,541 Schneider Electric SE @ 147.8955 EUR
Purchase of 860 L'Oreal SA @ 390.6589 EUR
Sale of 93,000 GBP 1.25% Kreditanstalt Fuer Wiederaufbau Snr Reg-S 29 Dec 23 @ 101.068%
Sale of 1,062 Ishares Physical Gold ETC @ 35.1648 USD
Purchase of 1,301 London Stock Exchange Grp PLC @ 72.5139 GBP
Purchase of 4,520 Unilever PLC @ 39.0164 GBP
Purchase of 9,879 Oxford Nanopore Technologies PLC @ 5.6 GBP
Purchase of 62,000 GBP 1.25% International Finance Corp IFC Snr 15 Dec 23 @ 100.995%
Purchase of 114,000 GBP 0.5% International Bank for Reconstruction & Development Snr 24 Jul 23 @ 99.698%
Sale of 21,000 GBP 1.375% European Investment Bank Snr Reg-S 07 Mar 25 @ 101.817%
Purchase of 8,065 Halma PLC @ 29.7169 GBP
Purchase of 100,000 GBP 2.75% Siemens Financieringsmaatschappij Nv Reg-S 10 Sep 25 @ 106.59%
Purchase of 100,000 GBP 3.625% Places for People Homes Ltd Snr Reg-S 22 Nov 28 @ 112.751%
Purchase of 100,000 GBP 1.5% Landesbank Baden-Wuerttemberg Snr Reg-S 03 Feb 25 @ 100.773%

**PERIOD** (1-Aug-21 to 31-Jul-22)**REFERENCE**

Activity Type	Trade Date	Value Date	Net Activity Amount <sup>Y</sup>	Current Account Balance	Reference Number
			(GBP)	(GBP)	
	<b>1-Aug-21</b>			<b>158,556.05</b>	
Fee Charge	21-Oct-21	21-Oct-21	(17,503.19)	141,052.86	327627081
Transfer In	22-Oct-21	22-Oct-21	132,964.17	274,017.03	330079564
Sale	28-Oct-21	1-Nov-21	356,955.89		331092558
Purchase	28-Oct-21	1-Nov-21	(182,672.72)		331092580
Purchase	28-Oct-21	1-Nov-21	(621,908.40)		331092585
Purchase	28-Oct-21	1-Nov-21	(266,573.87)		331092588
Purchase	28-Oct-21	1-Nov-21	(146,973.30)		331092591
Purchase	28-Oct-21	1-Nov-21	(192,929.19)		331092594
Purchase	28-Oct-21	1-Nov-21	(284,411.23)		331092598
Sale	28-Oct-21	1-Nov-21	94,971.01		331092602
Sale	28-Oct-21	1-Nov-21	27,138.32		331092605
Purchase	28-Oct-21	1-Nov-21	(94,341.57)		331092612
Purchase	28-Oct-21	1-Nov-21	(176,355.08)		331092615
Purchase	28-Oct-21	1-Nov-21	(55,323.40)		331092617
Purchase	28-Oct-21	1-Nov-21	(63,298.48)		331092619
Purchase	28-Oct-21	1-Nov-21	(113,811.88)		331092623
Sale	28-Oct-21	1-Nov-21	21,570.64		331092626
Purchase	28-Oct-21	1-Nov-21	(239,667.45)		331092629
Purchase	28-Oct-21	1-Nov-21	(106,981.78)		331093468
Purchase	28-Oct-21	1-Nov-21	(116,167.44)		331093470
Purchase	28-Oct-21	1-Nov-21	(101,886.70)		331093474

(continued on next page)

Cash Activity (continued)

	PERIOD (1-Aug-21 to 31-Jul-22)				REFERENCE	
	Activity Type	Trade Date	Value Date	Net Activity Amount <sup>Y</sup>	Current Account Balance	Reference Number
<b>CURRENT PERIOD ACTIVITY</b> <small>(continued)</small>						
Purchase of 4,005 Croda International PLC @ 94.1 GBP	Purchase	28-Oct-21	1-Nov-21	(376,871.50)		331107482
Redemption of 350,000 LF Lindsell Train UK Equity Fund - (GBP) / Dist @ 3.518 GBP	Redemption	28-Oct-21	3-Nov-21	1,231,300.00		331138848
Purchase of 916 Adobe Inc @ 638 USD	Purchase	28-Oct-21	1-Nov-21	(425,085.95)		331145092
Purchase of 5,322 Apple Inc @ 149.72 USD	Purchase	28-Oct-21	1-Nov-21	(579,565.68)		331145095
Purchase of 504 Thermo Fisher Scientific Inc @ 615 USD	Purchase	28-Oct-21	1-Nov-21	(225,466.51)		331145099
Purchase of 750 UnitedHealth Group Inc @ 453 USD	Purchase	28-Oct-21	1-Nov-21	(247,162.86)		331145105
Purchase of 592 ServiceNow Inc @ 676.71 USD	Purchase	28-Oct-21	1-Nov-21	(291,286.79)		331145114
Purchase of 3,338 HDFC Bank Ltd-ADR @ 73.5 USD	Purchase	28-Oct-21	1-Nov-21	(178,458.58)		331145116
Purchase of 986 Danaher Corp @ 305.75 USD	Purchase	28-Oct-21	1-Nov-21	(219,296.85)		331145119
Redemption of 333,397.838 Artemis Income Fund Shs -I- (GBP) /CshDist @ 2.5127 GBP	Redemption	28-Oct-21	3-Nov-21	837,728.75		331145123
Purchase of 697 Sherwin-Williams Co/The @ 316.68 USD	Purchase	28-Oct-21	1-Nov-21	(160,551.37)		331145156
Purchase of 3,995 Colgate-Palmolive Co @ 75.9 USD	Purchase	28-Oct-21	1-Nov-21	(220,557.75)		331145160
Purchase of 2,441 Johnson & Johnson @ 163.77 USD	Purchase	28-Oct-21	1-Nov-21	(290,776.68)		331145162
Purchase of 3,086 Microsoft Corp @ 324.05 USD	Purchase	28-Oct-21	1-Nov-21	(727,376.19)		331145166
Purchase of 1,590 Ecolab Inc @ 221.81 USD	Purchase	28-Oct-21	1-Nov-21	(256,571.43)		331145168
Purchase of 3,558 Taiwan Semiconductor-Sp ADR @ 113.76 USD	Purchase	28-Oct-21	1-Nov-21	(294,408.14)		331145226
Purchase of 232 Alphabet Inc -A- @ 2,942.69 USD	Purchase	28-Oct-21	1-Nov-21	(496,591.65)		331145235
Purchase of 798 Roper Technologies Inc @ 481.25 USD	Purchase	28-Oct-21	1-Nov-21	(279,354.92)		331145239
Purchase of 386 Mettler-Toledo International Inc @ 1,466.4 USD	Purchase	28-Oct-21	1-Nov-21	(411,727.45)		331145243
Purchase of 1,437 IDEX Corp @ 222.22 USD	Purchase	28-Oct-21	1-Nov-21	(232,277.33)		331145247
Purchase of 2,499 Visa Inc -A- @ 219.33 USD	Purchase	28-Oct-21	1-Nov-21	(398,680.41)		331145256
Purchase of 1,372 Broadridge Financial Solutions Inc @ 181.9 USD	Purchase	28-Oct-21	1-Nov-21	(181,524.31)		331145270
Purchase of 887 Alibaba Group Holding-Spon ADR @ 168.49 USD	Purchase	28-Oct-21	1-Nov-21	(108,706.42)		331145277

(continued on next page)

Cash Activity (continued)

	PERIOD (1-Aug-21 to 31-Jul-22)				REFERENCE	
	Activity Type	Trade Date	Value Date	Net Activity Amount <sup>Y</sup>	Current Account Balance	Reference Number
<b>CURRENT PERIOD ACTIVITY</b> <small>(continued)</small>						
Purchase of 978 Intuit Inc @ 613.15 USD	Purchase	28-Oct-21	1-Nov-21	(436,164.59)		331145283
Purchase of 4,856 US Bancorp @ 60.59 USD	Purchase	28-Oct-21	1-Nov-21	(214,022.37)		331145292
Purchase of 1,846 Medtronic PLC @ 122.22 USD	Purchase	28-Oct-21	1-Nov-21	(164,125.19)		331145305
Purchase of 2,914 Nike Inc -CI B @ 163.01 USD	Purchase	28-Oct-21	1-Nov-21	(345,568.25)		331145310
Purchase of 160 Amazon.com Inc @ 3,400 USD	Purchase	28-Oct-21	1-Nov-21	(395,771.70)		331145318
Sale of 81 American Tower @ 285.5 USD	Sale	28-Oct-21	1-Nov-21	16,792.80		331145432
Purchase of 2,384 Discover Financial Services @ 115.49 USD	Purchase	28-Oct-21	1-Nov-21	(200,272.22)		331145436
Redemption of 83,850.341 Stewart Investors Asia Pacific Leaders Sustainability Fund -B- (GBP) / Dist @ 3.2283 GBP	Redemption	28-Oct-21	3-Nov-21	270,694.06		331147410
Redemption of 20,000 Jupiter European Fund -Z- (GBP) /CshDist @ 33.0782 GBP	Redemption	28-Oct-21	2-Nov-21	661,564.00		331147415
Redemption of 250,000 Columbia Threadneedle Opp Funds - CT UK Social Bond Fund -2- Gross- (GBP) / Dist @ 1.1309 GBP	Redemption	28-Oct-21	3-Nov-21	282,725.00		331152775
Redemption of 150,000 Janus Henderson Global Sustainable Equity Fund -G- (GBP) / Dist @ 5.589 GBP	Redemption	28-Oct-21	3-Nov-21	838,350.00		331152778
Redemption of 714,809.66 Man UK - Man GLG Income Fund -D-(GBP) / Dist @ 1.192 GBP	Redemption	28-Oct-21	3-Nov-21	852,053.11		331153081
Redemption of 123,194.68 Jupiter Investment Management Series I - UK Mid Cap Fund -U2- (GBP) / Dist @ 1.7988 GBP	Redemption	28-Oct-21	3-Nov-21	221,602.59		331153084
Redemption of 900,000 J O Hambro Capital Mgmt Umbrella Fund- UK Equity Income Fund -Y- (GBP) / CshDist @ 1.316 GBP	Redemption	28-Oct-21	2-Nov-21	1,184,400.00		331153856
Redemption of 400,000 BlackRock Continental European Income Fund Shs -D- (GBP) / Dist @ 1.869 GBP	Redemption	28-Oct-21	2-Nov-21	747,600.00		331155432
Redemption of 20,617.41 Fidelity Investment Funds - Asia Fund -W- (GBP) / Acc @ 17.71 GBP	Redemption	28-Oct-21	2-Nov-21	365,134.33		331334807
Purchase of 9,600.042 PIMCO Funds Global Inv - Diversified Income - Inst GBP Hedged /CshDist @ 7.42 GBP	Purchase	28-Oct-21	2-Nov-21	(71,232.31)		331334834
Redemption of 2,780.583 PIMCO fund GIS - Global Investment Grade Credit fund -INS- Hedged - (GBP) / Dist @ 13.72 GBP	Redemption	28-Oct-21	2-Nov-21	38,149.60		331334840
Redemption of 6,750 Findlay Park Funds - Findlay Park American Fund (USD) / Dist @ 195.61 USD	Redemption	28-Oct-21	1-Nov-21	957,344.24		331354710

(continued on next page)

Cash Activity (continued)

	PERIOD (1-Aug-21 to 31-Jul-22)					REFERENCE
	Activity Type	Trade Date	Value Date	Net Activity Amount <sup>Y</sup>	Current Account Balance	Reference Number
<b>CURRENT PERIOD ACTIVITY</b> <small>(continued)</small>						
Redemption of 13,000 Polar Capital Funds PLC - Global Technology Fund Class -I- (USD) /CshDist @ 96.5 USD	Redemption	28-Oct-21	3-Nov-21	913,226.71		331382219
Redemption of 5,500 Natixis Int. Fds (Lux) I - Loomis Sayles US Growth Equity Fd -SN1- (GBP) / Dist @ 175.08 GBP	Redemption	28-Oct-21	3-Nov-21	962,940.00	(36,499.81)	331468136
Purchase of 18,600 AIA Group Ltd @ 88.1 HKD	Purchase	29-Oct-21	2-Nov-21	(153,196.30)		331334826
Purchase of 3,700 Tencent Holdings Ltd @ 486.8 HKD	Purchase	29-Oct-21	2-Nov-21	(168,388.23)		331334828
Redemption of 4,500 Vulcan Value Equity Fund Shs -II- (USD) / CshDist @ 260.683 USD	Redemption	29-Oct-21	3-Nov-21	850,765.88		331342058
Purchase of 1,840 CSL Ltd @ 304 AUD	Purchase	29-Oct-21	2-Nov-21	(306,371.27)		331342748
Transfer in of 67,108.59 GBP from account 532709665.0001	Transfer In	29-Oct-21	29-Oct-21	67,108.59	253,418.86	331354695
Purchase of 200,000 GBP 0.875% United Kingdom Gilt Snr Reg-S 31 Jul 33 @ 98.454%	Purchase	23-Nov-21	24-Nov-21	(197,207.59)		335915927
Purchase of 100,000 GBP 2.125% Orsted A/S Snr Reg-S 17 May 27 @ 104.452%	Purchase	23-Nov-21	25-Nov-21	(105,569.81)		335921998
Purchase of 100,000 GBP 3% ING Groep NV Snr Reg-S 18 Feb 26 @ 105.939%	Purchase	23-Nov-21	25-Nov-21	(108,240.37)		335922008
Purchase of 100,000 GBP 2.75% Siemens Financieringsmaatschappij Nv Reg-S 10 Sep 25 @ 106.406%	Purchase	23-Nov-21	25-Nov-21	(106,978.62)	(264,577.53)	335922025
Redemption of 603,180.5 Jupiter Strategic Bond Fund -Z- (GBP) / CshDist @ 0.6548 GBP	Redemption	24-Nov-21	29-Nov-21	394,962.59		336139990
Redemption of 40,300 PIMCO Funds Global Inv - Diversified Income - Inst GBP Hedged /CshDist @ 7.37 GBP	Redemption	24-Nov-21	30-Nov-21	297,011.00		336262405
Redemption of 33,189.548 Neuberger Berman Emerging Market Debt - Hard Currency Fund -I2- (GBP) / Dist @ 9.38 GBP	Redemption	24-Nov-21	30-Nov-21	311,317.96	738,714.02	336262966
Spot Buy USD/Sell GBP @ 1.3312	Spot	1-Dec-21	3-Dec-21	(321,949.61)	416,764.41	337698761
Purchase of 589 Microsoft Corp @ 334.8379 USD	Purchase	16-Dec-21	20-Dec-21	(147,913.59)		340615256
Purchase of 180 Thermo Fisher Scientific Inc @ 657.5846 USD	Purchase	16-Dec-21	20-Dec-21	(88,860.53)		340619706
Purchase of 355 UnitedHealth Group Inc @ 493.3984 USD	Purchase	16-Dec-21	20-Dec-21	(131,616.91)		340649565
Sale of 1,230 Unilever PLC @ 39.8256 GBP	Sale	16-Dec-21	20-Dec-21	48,969.83		340670936
Sale of 1,230 Unilever PLC @ 39.8256 GBP	Sale <i>(Reversal)</i>	16-Dec-21	20-Dec-21	(48,969.83)		340670936

*(continued on next page)*

Cash Activity (continued)

	PERIOD (1-Aug-21 to 31-Jul-22)					REFERENCE
	Activity Type	Trade Date	Value Date	Net Activity Amount <sup>Y</sup>	Current Account Balance	Reference Number
<b>CURRENT PERIOD ACTIVITY</b> <small>(continued)</small>						
Sale of 112 Chr Hansen Holding A/S @ 506.3801 DKK	Sale	16-Dec-21	20-Dec-21	6,469.91		340671313
Purchase of 265 Broadridge Financial Solutions Inc @ 179.9083 USD	Purchase	16-Dec-21	20-Dec-21	(35,807.50)		340777365
Sale of 1,230 Unilever PLC @ 39.8256 GBP	Sale	16-Dec-21	20-Dec-21	48,984.52	68,020.31	343492532
Sale of 282 Chr Hansen Holding A/S @ 506.2966 DKK	Sale	17-Dec-21	21-Dec-21	16,304.64		340932933
Sale of 7,083 Unilever PLC @ 39.8393 GBP	Sale	17-Dec-21	21-Dec-21	282,180.76		340933909
Purchase of 238 Broadridge Financial Solutions Inc @ 176.7394 USD	Purchase	17-Dec-21	21-Dec-21	(31,791.96)	334,713.75	341251287
Sale of 748 Unilever PLC @ 39.6794 GBP	Sale	20-Dec-21	22-Dec-21	29,679.19		341342231
Sale of 248 Chr Hansen Holding A/S @ 501.6489 DKK	Sale	20-Dec-21	22-Dec-21	14,282.39		341346448
Purchase of 167 Broadridge Financial Solutions Inc @ 171.7572 USD	Purchase	20-Dec-21	22-Dec-21	(21,728.36)	356,946.97	341453601
Sale of 380 Chr Hansen Holding A/S @ 502.8084 DKK	Sale	21-Dec-21	23-Dec-21	21,838.83		341508240
Purchase of 169 Broadridge Financial Solutions Inc @ 174.3474 USD	Purchase	21-Dec-21	23-Dec-21	(22,231.67)	356,554.13	341602958
Sale of 222 Chr Hansen Holding A/S @ 503.7989 DKK	Sale	22-Dec-21	27-Dec-21	12,753.86		341657744
Purchase of 124 Broadridge Financial Solutions Inc @ 178.4955 USD	Purchase	22-Dec-21	27-Dec-21	(16,583.31)	352,724.68	341759070
Sale of 884 Chr Hansen Holding A/S @ 506.9614 DKK	Sale	23-Dec-21	28-Dec-21	50,828.33	403,553.01	341816478
Sale of 420 Chr Hansen Holding A/S @ 511.5168 DKK	Sale	27-Dec-21	29-Dec-21	24,334.52	427,887.53	342124905
Sale of 462 Chr Hansen Holding A/S @ 515.2333 DKK	Sale	28-Dec-21	30-Dec-21	26,941.23	454,828.76	342173780
Sale of 240 Chr Hansen Holding A/S @ 515.7129 DKK	Sale	29-Dec-21	3-Jan-22	13,994.94	468,823.70	342236289
Sale of 113 Chr Hansen Holding A/S @ 514.8339 DKK	Sale	30-Dec-21	4-Jan-22	6,555.61	475,379.31	342368454
Sale of 161 Chr Hansen Holding A/S @ 515.7713 DKK	Sale	3-Jan-22	5-Jan-22	9,347.92	484,727.23	343000949
Sale of 400 Chr Hansen Holding A/S @ 526.2784 DKK	Sale	4-Jan-22	6-Jan-22	23,585.16	508,312.39	343204698
Sale of 825 Chr Hansen Holding A/S @ 527.4682 DKK	Sale	5-Jan-22	7-Jan-22	48,813.14	557,125.53	343577606
Sale of 286 Chr Hansen Holding A/S @ 527.0541 DKK	Sale	6-Jan-22	10-Jan-22	16,939.33	574,064.86	343685477
Purchase of 199,000 GBP 0.5% Inter-American Development Bank Snr 15 Sep 26 @ 96.843%	Purchase	11-Jan-22	13-Jan-22	(193,044.69)	381,020.17	344261387

(continued on next page)

Cash Activity (continued)

	PERIOD (1-Aug-21 to 31-Jul-22)					REFERENCE
	Activity Type	Trade Date	Value Date	Net Activity Amount <sup>Y</sup>	Current Account Balance	Reference Number
<b>CURRENT PERIOD ACTIVITY</b> <small>(continued)</small>						
All-In-One Fee for period 01-Oct-21 to 31-Dec-21	Fee Charge	21-Jan-22	21-Jan-22	(36,799.73)	344,220.44	343132184
Purchase of 27 Alphabet Inc -A- @ 2,644.4431 USD	Purchase	25-Feb-22	1-Mar-22	(53,381.97)		350977020
Purchase of 261 Microsoft Corp @ 293.6778 USD	Purchase	25-Feb-22	1-Mar-22	(57,269.00)		351020040
Purchase of 9,682 Hexagon AB -B- @ 123.861 SEK	Purchase	25-Feb-22	1-Mar-22	(94,988.05)	138,581.42	351094291
Purchase of 1,094 Schneider Electric SE @ 152.371 EUR	Purchase	31-Mar-22	4-Apr-22	(141,540.77)		356584697
Purchase of 2,052 London Stock Exchange Grp PLC @ 79.5522 GBP	Purchase	31-Mar-22	4-Apr-22	(163,242.11)		356645578
Purchase of 351 Thermo Fisher Scientific Inc @ 597.4793 USD	Purchase	31-Mar-22	4-Apr-22	(159,704.07)		356929373
Sale of 3,334 Colgate-Palmolive Co @ 75.9046 USD	Sale	31-Mar-22	4-Apr-22	192,359.49	(133,546.04)	356929654
Sale of 362 JD.com Inc Reg-S -A- @ 226.3997 HKD	Sale	1-Apr-22	6-Apr-22	7,952.13		356929556
Sale of 4,674 Colgate-Palmolive Co @ 75.9399 USD	Sale	1-Apr-22	5-Apr-22	270,379.85	144,785.94	357598058
Incoming payment of 2,221,000 GBP from 30115436	Incoming Payment	8-Apr-22	8-Apr-22	2,221,000.00	2,365,785.94	358358875
Purchase of 14,000 GBP 0.875% Kreditanstalt Fuer Wiederaufbau Snr Reg-S 15 Sep 26 @ 95.4835%	Purchase	11-Apr-22	13-Apr-22	(13,438.17)		358719371
Purchase of 1,027 Oxford Nanopore Technologies PLC @ 3.5751 GBP	Purchase	11-Apr-22	13-Apr-22	(3,671.67)		358719373
Purchase of 600 Tencent Holdings Ltd @ 353.3 HKD	Purchase	11-Apr-22	13-Apr-22	(20,828.02)		358719375
Purchase of 6,000 GBP 0.75% European Investment Bank Snr Reg-S 15 Nov 24 @ 97.1213%	Purchase	11-Apr-22	13-Apr-22	(5,845.65)		358719379
Purchase of 100,000 GBP 3% ING Groep NV Snr Reg-S 18 Feb 26 @ 100.096%	Purchase	11-Apr-22	13-Apr-22	(100,539.84)		358719381
Purchase of 318 Croda International PLC @ 78.4622 GBP	Purchase	11-Apr-22	13-Apr-22	(24,951.97)		358719385
Purchase of 20,000 GBP 0.5% International Bank for Reconstruction & Development Snr 24 Jul 23 @ 98.411%	Purchase	11-Apr-22	13-Apr-22	(19,754.25)		358719387
Purchase of 2,450 Hexagon AB -B- @ 134.6152 SEK	Purchase	11-Apr-22	13-Apr-22	(26,859.46)		358719389
Purchase of 3,200 AIA Group Ltd @ 81.7484 HKD	Purchase	11-Apr-22	13-Apr-22	(25,702.92)		358719392
Purchase of 1,034 Halma PLC @ 24.8232 GBP	Purchase	11-Apr-22	13-Apr-22	(25,668.14)		358719394
Purchase of 361 London Stock Exchange Grp PLC @ 85.3331 GBP	Purchase	11-Apr-22	13-Apr-22	(30,806.24)		358719398

(continued on next page)

Cash Activity (continued)

	PERIOD (1-Aug-21 to 31-Jul-22)				REFERENCE	
	Activity Type	Trade Date	Value Date	Net Activity Amount <sup>Y</sup>	Current Account Balance	Reference Number
<b>CURRENT PERIOD ACTIVITY</b> <small>(continued)</small>						
Purchase of 12,000 GBP 1.25% International Finance Corp IFC Snr 15 Dec 23 @ 99.0424%	Purchase	11-Apr-22	13-Apr-22	(11,933.99)		358719400
Purchase of 113 EssilorLuxottica SA @ 163.6279 EUR	Purchase	11-Apr-22	13-Apr-22	(15,548.10)		358719926
Purchase of 324 Schneider Electric SE @ 144.465 EUR	Purchase	11-Apr-22	13-Apr-22	(39,359.47)		358719928
Purchase of 3,746 Ishares Physical Gold ETC @ 37.9054 USD	Purchase	11-Apr-22	13-Apr-22	(109,155.40)		358719932
Purchase of 132 ASML Holding NV @ 560.2697 EUR	Purchase	11-Apr-22	13-Apr-22	(61,979.98)		358719937
Purchase of 100,000 GBP 1.5% Landesbank Baden-Wuerttemberg Snr Reg-S 03 Feb 25 @ 96.528%	Purchase	11-Apr-22	13-Apr-22	(96,811.56)		358719943
Purchase of 59 L'Oreal SA @ 367.75 EUR	Purchase	11-Apr-22	13-Apr-22	(18,245.10)		358719948
Purchase of 18,000 GBP 0.5% Inter-American Development Bank Snr 15 Sep 26 @ 93.889%	Purchase	11-Apr-22	13-Apr-22	(16,951.80)		358719981
Purchase of 19,000 GBP 1.375% European Investment Bank Snr Reg-S 07 Mar 25 @ 98.315%	Purchase	11-Apr-22	13-Apr-22	(18,706.33)		358719984
Purchase of 19,000 GBP 1% European Investment Bank Snr Reg-S 21 Sep 26 @ 96.056%	Purchase	11-Apr-22	13-Apr-22	(18,356.83)		358719999
Purchase of 23,000 GBP 0.875% United Kingdom Gilt Snr Reg-S 31 Jul 33 @ 90.138%	Purchase	11-Apr-22	12-Apr-22	(20,771.21)		358720024
Purchase of 12,000 GBP 1.375% Kreditanstalt Fuer Wiederaufbau Snr Reg-S 09 Dec 24 @ 98.477%	Purchase	11-Apr-22	13-Apr-22	(11,873.75)		358720030
Purchase of 567 Microsoft Corp @ 291.57 USD	Purchase	11-Apr-22	13-Apr-22	(127,020.06)		358742695
Purchase of 794 Apple Inc @ 168.77 USD	Purchase	11-Apr-22	13-Apr-22	(102,955.32)		358742700
Purchase of 115 American Tower @ 266.49 USD	Purchase	11-Apr-22	13-Apr-22	(23,545.71)		358742702
Purchase of 143 Alibaba Group Holding-Spon ADR @ 101 USD	Purchase	11-Apr-22	13-Apr-22	(11,096.70)		358742707
Purchase of 218 IDEX Corp @ 197 USD	Purchase	11-Apr-22	13-Apr-22	(32,996.34)		358742710
Purchase of 454 HDFC Bank Ltd-ADR @ 62.32 USD	Purchase	11-Apr-22	13-Apr-22	(21,739.01)		358742713
Purchase of 465 Taiwan Semiconductor-Sp ADR @ 98.22 USD	Purchase	11-Apr-22	13-Apr-22	(35,090.75)		358742717
Purchase of 471 Johnson & Johnson @ 183 USD	Purchase	11-Apr-22	13-Apr-22	(66,221.41)		358742720
Purchase of 119 Thermo Fisher Scientific Inc @ 598.52 USD	Purchase	11-Apr-22	13-Apr-22	(54,719.07)		358742723
Purchase of 81 ServiceNow Inc @ 507.87 USD	Purchase	11-Apr-22	13-Apr-22	(31,606.08)		358742725
Purchase of 267 Medtronic PLC @ 112.36 USD	Purchase	11-Apr-22	13-Apr-22	(23,050.26)		358742728

(continued on next page)

Cash Activity (continued)

	PERIOD (1-Aug-21 to 31-Jul-22)					REFERENCE
	Activity Type	Trade Date	Value Date	Net Activity Amount <sup>Y</sup>	Current Account Balance	Reference Number
<b>CURRENT PERIOD ACTIVITY</b> <small>(continued)</small>						
Purchase of 355 Nike Inc -CI B @ 125.47 USD	Purchase	11-Apr-22	13-Apr-22	(34,222.47)		358742731
Purchase of 220 Ecolab Inc @ 181.63 USD	Purchase	11-Apr-22	13-Apr-22	(30,701.06)		358742744
Purchase of 43 Alphabet Inc -A- @ 2,635.06 USD	Purchase	11-Apr-22	13-Apr-22	(87,056.00)		358742755
Purchase of 301 Visa Inc -A- @ 215.25 USD	Purchase	11-Apr-22	13-Apr-22	(49,780.52)		358742758
Purchase of 165 Intuit Inc @ 478.37 USD	Purchase	11-Apr-22	13-Apr-22	(60,646.30)		358742761
Purchase of 272 Broadridge Financial Solutions Inc @ 160.53 USD	Purchase	11-Apr-22	13-Apr-22	(33,550.70)		358743152
Purchase of 186 UnitedHealth Group Inc @ 544 USD	Purchase	11-Apr-22	13-Apr-22	(77,748.43)		358743154
Purchase of 157 Danaher Corp @ 295.91 USD	Purchase	11-Apr-22	13-Apr-22	(35,694.86)		358743159
Purchase of 29 Amazon.com Inc @ 3,053 USD	Purchase	11-Apr-22	13-Apr-22	(68,024.89)		358743172
Purchase of 57 Mettler-Toledo International Inc @ 1,370.75 USD	Purchase	11-Apr-22	13-Apr-22	(60,027.40)		358743175
Purchase of 136 Roper Technologies Inc @ 482 USD	Purchase	11-Apr-22	13-Apr-22	(50,361.93)		358743187
Purchase of 105 Adobe Inc @ 438.81 USD	Purchase	11-Apr-22	13-Apr-22	(35,398.28)		358743193
Purchase of 317 Discover Financial Services @ 111.5 USD	Purchase	11-Apr-22	13-Apr-22	(27,154.83)		358743197
Purchase of 902 US Bancorp @ 51.87 USD	Purchase	11-Apr-22	13-Apr-22	(35,946.99)		358743202
Purchase of 82 Sherwin-Williams Co/The @ 262.08 USD	Purchase	11-Apr-22	13-Apr-22	(16,511.79)		358743205
Purchase of 25,000 Stewart Investors Asia Pacific Leaders Sustainability Fund -B- (GBP) / Dist @ 2.9998 GBP	Purchase	11-Apr-22	19-Apr-22	(74,995.00)		358746137
Purchase of 3,200 Fidelity Investment Funds - Asia Fund -W- (GBP) / Acc @ 15.79 GBP	Purchase	11-Apr-22	14-Apr-22	(50,528.00)	269,635.93	358746569
Purchase of 291 CSL Ltd @ 265 AUD	Purchase	12-Apr-22	14-Apr-22	(44,004.93)	225,631.00	358796634
Early redemption of 270,581 GBP SG Phoenix Note on S&P 500 Index, 16 Apr 24 SN021-21 @ 100%	Early Redemption	19-Apr-22	19-Apr-22	270,581.00	496,212.00	359620416
All-In-One Fee for period 01-Jan-22 to 31-Mar-22	Fee Charge	21-Apr-22	21-Apr-22	(34,415.42)	461,796.58	357650765
Interest credit on 511665386.0001/GBP Dealing Dealing for period 31-Mar-22 to 30-Apr-22	Interest Credit	29-Apr-22	30-Apr-22	32.35	461,828.93	361823072
Sale of 1,920 Alibaba Group Holding-Spon ADR @ 90.2751 USD	Sale	6-May-22	10-May-22	140,072.78		363095407

(continued on next page)



Cash Activity (continued)

	PERIOD (1-Aug-21 to 31-Jul-22)					REFERENCE
	Activity Type	Trade Date	Value Date	Net Activity Amount <sup>Y</sup>	Current Account Balance	Reference Number
<b>CURRENT PERIOD ACTIVITY</b> <small>(continued)</small>						
Purchase of 1,340.8236 Securis Global Funds - Securis Catastrophe Bond Fund -A- (GBP)/ Acc @ 110.6079 GBP	Purchase	6-May-22	11-May-22	(148,305.68)	453,596.03	363426446
Purchase of 13,600 AIA Group Ltd @ 73.2517 HKD	Purchase	10-May-22	12-May-22	(102,960.53)	350,635.50	363564444
Purchase of 6,000 AIA Group Ltd @ 72.5918 HKD	Purchase	11-May-22	13-May-22	(45,075.18)	305,560.32	363680225
Purchase of 144,779 GBP SG Phoenix Plus with DAP on SPX, 27 May 25 SN038-22 @ 100%	Purchase	19-May-22	6-Jun-22	(144,779.00)	160,781.32	364839358
Sale of 247,000 GBP 0.5% International Bank for Reconstruction & Development Snr 24 Jul 23 @ 98.18%	Sale	8-Jul-22	12-Jul-22	243,699.00		372734564
Purchase of 23,369 Citi Call Warrant linked to GBPUSD Exchange Rate, 24 Jul 23 SW007-22 @ 16.17 GBP	Purchase	8-Jul-22	22-Jul-22	(377,876.73)	26,603.59	372776619
Sale of 190 ServiceNow Inc @ 442.9 USD	Sale	20-Jul-22	22-Jul-22	70,079.25		374165773
Sale of 1,323 Apple Inc @ 150.9581 USD	Sale	20-Jul-22	22-Jul-22	166,313.86		374165904
Sale of 250 Microsoft Corp @ 259.8 USD	Sale	20-Jul-22	22-Jul-22	54,087.25		374165985
Purchase of 546 Danaher Corp @ 259.0662 USD	Purchase	20-Jul-22	22-Jul-22	(118,088.54)		374168355
Sale of 134 Roper Technologies Inc @ 404.2296 USD	Sale	20-Jul-22	22-Jul-22	45,146.24		374170082
Sale of 90 Mettler-Toledo International Inc @ 1,165.1228 USD	Sale	20-Jul-22	22-Jul-22	87,444.96		374171376
Purchase of 1,468 London Stock Exchange Grp PLC @ 77.6118 GBP	Purchase	20-Jul-22	22-Jul-22	(113,935.06)		374192181
Sale of 4,991 US Bancorp @ 46.972 USD	Sale	20-Jul-22	22-Jul-22	195,571.96		374295504
Sale of 181 American Tower @ 252.2296 USD	Sale	20-Jul-22	22-Jul-22	38,084.43	451,307.94	374296879
All-In-One Fee for period 01-Apr-22 to 30-Jun-22	Fee Charge	21-Jul-22	21-Jul-22	(33,991.15)		372177360
Purchase of 366 London Stock Exchange Grp PLC @ 78.8072 GBP	Purchase	21-Jul-22	25-Jul-22	(28,844.42)		374359040
Sale of 5,710 US Bancorp @ 47.3415 USD	Sale	21-Jul-22	25-Jul-22	225,464.57	613,936.94	374457859
Purchase of 915 London Stock Exchange Grp PLC @ 79.7225 GBP	Purchase	22-Jul-22	26-Jul-22	(72,947.07)	540,989.87	374500701
<b>Net Current Period Activity</b>				<b>382,433.82</b>		
<b>Closing Balance</b>			<b>31-Jul-22</b>		<b>540,989.87</b>	

(continued on next page)

Cash Activity (continued)**511665386.0002/GBP INCOME INCOME****PRIOR PERIOD ACTIVITY****Closing Balance as of Prior Period**

Cash dividend on 385,500 The Charities Property Fund (GBP) /Dist @ 0.0139375 GBP ex-date 25-Mar-21
Cash dividend on 385,500 The Charities Property Fund (GBP) /Dist @ 0.0139375 GBP ex-date 25-Mar-21
Cash dividend on 594,084.364 BlackRock Continental European Income Fund Shs -D- (GBP) / Dist @ 0.03413353 GBP ex-date 01-Jun-21
Cash dividend on 445,000 Property Income Trust For Charities - (GBP) / Dist @ 0.00240683 GBP ex-date 01-Jul-21

**Net Prior Period Activity****CURRENT PERIOD ACTIVITY****Opening Balance**

Cash dividend on 11,931 Halma PLC @ 0.1078 GBP ex-date 08-Jul-21
Cash dividend on 385,500 The Charities Property Fund (GBP) /Dist @ 0.0116794 GBP ex-date 24-Jun-21
Cash dividend on 29,578 National Grid PLC @ 0.3216 GBP ex-date 03-Jun-21
Cash dividend on 714,809.66 Man UK - Man GLG Income Fund -D-(GBP) / Dist @ 0.00484 GBP ex-date 01-Aug-21
Cash dividend on 714,809.66 Man UK - Man GLG Income Fund -D-(GBP) / Dist @ GBP ex-date 01-Aug-21
Monthly Income Transfer
Cash dividend on 222,500 Property Income Trust For Charities - (GBP) / Dist @ 0.00310073 GBP ex-date 01-Aug-21
Cash dividend on 40,000 Jupiter European Fund -Z- (GBP) /CshDist @ 0.064118 GBP ex-date 01-Jul-21
Cash dividend on 40,000 Jupiter European Fund -Z- (GBP) /CshDist @ GBP ex-date 01-Jul-21
Interest on 90,000 GBP 0.875% Kreditanstalt Fuer Wiederaufbau Snr Reg-S 15 Sep 26 ex-date 15-Sep-21

PERIOD (1-Aug-21 to 31-Jul-22)					REFERENCE
Activity Type	Trade Date	Value Date	Net Activity Amount <sup>Y</sup>	Current Account Balance	Reference Number
			(GBP)	(GBP)	
	<b>1-Aug-21</b>			<b>0.00</b>	
Interest (Reversal)	14-May-21	14-May-21	(5,372.91)		304610013
Interest	14-May-21	14-May-21	5,372.91	0.00	365463179
Cash Dividend	30-Jul-21	30-Jul-21	20,278.20		316953671
Interest	30-Jul-21	30-Jul-21	1,071.04	21,349.24	318777946
			<b>21,349.24</b>		
	<b>1-Aug-21</b>			<b>21,349.24</b>	
Cash Dividend	12-Aug-21	12-Aug-21	1,286.16	22,635.40	319936948
Interest	13-Aug-21	13-Aug-21	4,502.41	27,137.81	320791943
Cash Dividend	18-Aug-21	18-Aug-21	9,512.28	36,650.09	320621509
Cash Dividend	31-Aug-21	31-Aug-21	290.21		321870111
Cash Dividend	31-Aug-21	31-Aug-21	3,169.47		321872162
Outgoing Payment	31-Aug-21	31-Aug-21	(36,650.09)		322383285
Interest	31-Aug-21	31-Aug-21	689.91		322870394
Cash Dividend	31-Aug-21	31-Aug-21	1,931.60		323904624
Cash Dividend	31-Aug-21	31-Aug-21	633.12	6,714.31	323906018
Coupon Interest	15-Sep-21	15-Sep-21	787.50	7,501.81	324566600

(continued on next page)

Cash Activity (continued)**CURRENT PERIOD ACTIVITY** (continued)

Interest on 153,000 GBP 1% European Investment Bank Snr Reg-S 21 Sep 26 ex-date 21-Sep-21
Cash dividend on 300,000 Jupiter Strategic Bond Fund -Z- (GBP) / CshDist @ 0.007468 GBP ex-date 01-Aug-21
Cash dividend on 270,000 Stewart Investors Asia Pacific Leaders Sustainability Fund -B- (GBP) / Dist @ 0.00711483 GBP ex-date 01-Aug-21
Monthly Income Transfer
Cash dividend on 222,500 Property Income Trust For Charities - (GBP) / Dist @ 0.00315618 GBP ex-date 01-Sep-21
Cash dividend on 714,809.66 Man UK - Man GLG Income Fund -D-(GBP) / Dist @ 0.00484 GBP ex-date 01-Sep-21
Cash dividend on 320,000 LF Lindsell Train UK Equity Fund - (GBP) / Dist @ 0.032703 GBP ex-date 01-Jun-21
Cash dividend on 320,000 LF Lindsell Train UK Equity Fund - (GBP) / Dist @ GBP ex-date 01-Jun-21
Cash dividend on 123,194.68 Jupiter Investment Management Series I - UK Mid Cap Fund -U2- (GBP) / Dist @ 0.004772 GBP ex-date 01-Aug-21
Cash dividend on 123,194.68 Jupiter Investment Management Series I - UK Mid Cap Fund -U2- (GBP) / Dist @ 0.004772 GBP ex-date 01-Aug-21
Cash dividend on 123,194.68 Jupiter Investment Management Series I - UK Mid Cap Fund -U2- (GBP) / Dist @ 0.004772 GBP ex-date 01-Aug-21
Cash dividend on 16,750 Neuberger Berman Emerging Market Debt - Hard Currency Fund -I2- (GBP) / Dist @ 0.109696 GBP ex-date 01-Oct-21
Cash dividend on 10,500 PIMCO Funds Global Inv - Diversified Income - Inst GBP Hedged /CshDist @ 0.058785 GBP ex-date 29-Sep-21
Cash dividend on 827 American Tower @ 1.31 USD ex-date 27-Sep-21
Interest on 137,500 GBP SG Phoenix Note on S&P 500 Index, 16 Apr 24 SN021-21 ex-date 19-Oct-21
Transfer in of 18,035.93 GBP from account 532709665.0002
Cash dividend on 250,000 Columbia Threadneedle Opp Funds - CT UK Social Bond Fund -2- Gross- (GBP) / Dist @ 0.004099 GBP ex-date 26-Aug-21

PERIOD (1-Aug-21 to 31-Jul-22)					REFERENCE
Activity Type	Trade Date	Value Date	Net Activity Amount <sup>Y</sup>	Current Account Balance	Reference Number
Coupon Interest	21-Sep-21	21-Sep-21	1,530.00	9,031.81	325281986
Interest	30-Sep-21	30-Sep-21	2,240.40		324762204
Cash Dividend	30-Sep-21	30-Sep-21	1,921.00		325799062
Outgoing Payment	30-Sep-21	30-Sep-21	(9,031.81)		326680694
Interest	30-Sep-21	30-Sep-21	702.25		326746430
Cash Dividend	30-Sep-21	30-Sep-21	3,459.68		326773778
Cash Dividend	30-Sep-21	30-Sep-21	6,389.12		327608038
Cash Dividend	30-Sep-21	30-Sep-21	4,075.84		327608557
Cash Dividend	30-Sep-21	30-Sep-21	587.89		327973624
Cash Dividend (Reversal)	30-Sep-21	30-Sep-21	(587.89)		327973624
Cash Dividend	30-Sep-21	30-Sep-21	587.89	19,376.18	328530992
Interest	5-Oct-21	5-Oct-21	1,837.41	21,213.59	328570443
Interest	13-Oct-21	13-Oct-21	617.24	21,830.83	328558085
Cash Dividend	15-Oct-21	15-Oct-21	667.05	22,497.88	328826878
Coupon Interest	19-Oct-21	19-Oct-21	2,069.38	24,567.26	329477241
Transfer In	22-Oct-21	22-Oct-21	18,035.93	42,603.19	330079566
Interest	25-Oct-21	25-Oct-21	351.25		328676900

(continued on next page)

Cash Activity (continued)

	PERIOD (1-Aug-21 to 31-Jul-22)					REFERENCE
	Activity Type	Trade Date	Value Date	Net Activity Amount <sup>Y</sup>	Current Account Balance	Reference Number
<b>CURRENT PERIOD ACTIVITY</b> <small>(continued)</small>						
Cash dividend on 250,000 Columbia Threadneedle Opp Funds - CT UK Social Bond Fund -2- Gross- (GBP) / Dist @ GBP ex-date 26-Aug-21	Cash Dividend	25-Oct-21	25-Oct-21	673.50	43,627.94	328679675
Cash dividend on 400,000 BlackRock Continental European Income Fund Shs -D- (GBP) / Dist @ 0.01083335 GBP ex-date 01-Sep-21	Cash Dividend	29-Oct-21	29-Oct-21	3,764.10		331140351
Cash dividend on 102,957.818 BlackRock Continental European Income Fund Shs -D- (GBP) / Dist @ GBP ex-date 01-Sep-21	Cash Dividend	29-Oct-21	29-Oct-21	569.23		331155162
Monthly Income Transfer	Outgoing Payment	29-Oct-21	29-Oct-21	(43,627.94)		331272320
Cash dividend on 222,500 Property Income Trust For Charities - (GBP) / Dist @ 0.00302717 GBP ex-date 01-Oct-21	Interest	29-Oct-21	29-Oct-21	673.55	5,006.88	332188912
Cash dividend on 714,809.66 Man UK - Man GLG Income Fund -D-(GBP) / Dist @ 0.00484 GBP ex-date 01-Oct-21	Cash Dividend	31-Oct-21	31-Oct-21	3,459.68	8,466.56	333349665
Transfer in of 1,286.7 GBP from account 532709665.0002	Transfer In	8-Nov-21	8-Nov-21	1,286.70	9,753.26	333167022
Cash dividend on 10,672 Apple Inc @ 0.22 USD ex-date 05-Nov-21	Cash Dividend	11-Nov-21	11-Nov-21	1,477.94	11,231.20	334181812
Cash dividend on 2,117 ASML Holding NV @ 1.8 EUR ex-date 02-Nov-21	Cash Dividend	12-Nov-21	12-Nov-21	2,718.82	13,950.02	334953347
Interest on 131,000 GBP 0.75% European Investment Bank Snr Reg-S 15 Nov 24 ex-date 15-Nov-21	Coupon Interest	15-Nov-21	15-Nov-21	982.50		333823324
Cash dividend on 192,750 The Charities Property Fund (GBP) /Dist @ 0.0126545 GBP ex-date 24-Sep-21	Interest	15-Nov-21	15-Nov-21	2,439.15	17,371.67	335652073
Interest on 100,000 GBP 3.625% Places for People Homes Ltd Snr Reg-S 22 Nov 28 ex-date 22-Nov-21	Coupon Interest	22-Nov-21	22-Nov-21	3,625.00	20,996.67	335250481
Cash dividend on 5,035 Chr Hansen Holding A/S @ 6.54 DKK ex-date 25-Nov-21	Cash Dividend	29-Nov-21	29-Nov-21	2,749.79	23,746.46	337278296
Cash dividend on 900,000 J O Hambro Capital Mgmt Umbrella Fund- UK Equity Income Fund -Y- (GBP) / CshDist @ 0.0208326 GBP ex-date 01-Oct-21	Cash Dividend	30-Nov-21	30-Nov-21	13,250.34		336317972
Cash dividend on 900,000 J O Hambro Capital Mgmt Umbrella Fund- UK Equity Income Fund -Y- (GBP) / CshDist @ GBP ex-date 01-Oct-21	Cash Dividend	30-Nov-21	30-Nov-21	5,499.00		336318219
Cash dividend on 150,000 Janus Henderson Global Sustainable Equity Fund -G- (GBP) / Dist @ 0.010038 GBP ex-date 01-Oct-21	Cash Dividend	30-Nov-21	30-Nov-21	1,505.70		336479216
Cash dividend on 439,018.61 Property Income Trust For Charities - (GBP) / Dist @ 0.00469652 GBP ex-date 01-Nov-21	Interest	30-Nov-21	30-Nov-21	2,061.86		337048826
Monthly Income Transfer	Outgoing Payment	30-Nov-21	30-Nov-21	(20,996.67)	25,066.69	337159852

(continued on next page)

Cash Activity (continued)

	PERIOD (1-Aug-21 to 31-Jul-22)					REFERENCE
	Activity Type	Trade Date	Value Date	Net Activity Amount <sup>Y</sup>	Current Account Balance	Reference Number
<b>CURRENT PERIOD ACTIVITY</b> <small>(continued)</small>						
Transfer in of 3,581.92 GBP from account 532709665.0002	Transfer In	1-Dec-21	1-Dec-21	3,581.92		337651622
Cash dividend on 9,061 Unilever PLC @ 0.3598 GBP ex-date 04-Nov-21	Cash Dividend	1-Dec-21	1-Dec-21	3,260.15	31,908.76	338154899
Cash dividend on 1,399 Sherwin-Williams Co/The @ 0.55 USD ex-date 18-Nov-21	Cash Dividend	3-Dec-21	3-Dec-21	493.46	32,402.22	338359458
Cash dividend on 4,918 Johnson & Johnson @ 1.06 USD ex-date 22-Nov-21	Cash Dividend	7-Dec-21	7-Dec-21	3,348.79		338662378
Cash dividend on 5,036 Visa Inc -A- @ 0.375 USD ex-date 10-Nov-21	Cash Dividend	7-Dec-21	7-Dec-21	1,214.24	36,965.25	338664376
Interest on 121,000 GBP 1.375% Kreditanstalt Fuer Wiederaufbau Snr Reg-S 09 Dec 24 ex-date 09-Dec-21	Coupon Interest	9-Dec-21	9-Dec-21	1,663.75		338960888
Cash dividend on 6,229 Microsoft Corp @ 0.62 USD ex-date 17-Nov-21	Cash Dividend	9-Dec-21	9-Dec-21	2,473.57		339007210
Cash dividend on 4,777 Discover Financial Services @ 0.5 USD ex-date 23-Nov-21	Cash Dividend	9-Dec-21	9-Dec-21	1,535.83	42,638.40	339181548
Cash dividend on 1,504 UnitedHealth Group Inc @ 1.45 USD ex-date 03-Dec-21	Cash Dividend	14-Dec-21	14-Dec-21	1,391.55	44,029.95	339967262
Interest on 124,000 GBP 1.25% International Finance Corp IFC Snr 15 Dec 23 ex-date 15-Dec-21	Coupon Interest	15-Dec-21	15-Dec-21	1,550.00	45,579.95	340031871
Cash dividend on 5,844 Nike Inc -CI B @ 0.305 USD ex-date 03-Dec-21	Cash Dividend	28-Dec-21	28-Dec-21	1,122.43	46,702.38	341918159
Cash dividend on 603,180.5 Jupiter Strategic Bond Fund -Z- (GBP) / CshDist @ 0.006101 GBP ex-date 01-Nov-21	Interest	31-Dec-21	31-Dec-21	3,680.00		342235249
Monthly Income Transfer	Outgoing Payment	31-Dec-21	31-Dec-21	(46,702.38)		342469842
Cash dividend on 439,018.61 Property Income Trust For Charities - (GBP) / Dist @ 0.00387849 GBP ex-date 01-Dec-21	Interest	31-Dec-21	31-Dec-21	1,702.73	5,382.73	342546794
Cash dividend on 2,752 Broadridge Financial Solutions Inc @ 0.64 USD ex-date 14-Dec-21	Cash Dividend	5-Jan-22	5-Jan-22	1,105.35	6,488.08	343089690
Cash dividend on 7,135 Taiwan Semiconductor-Sp ADR @ 0.496981 USD ex-date 16-Dec-21	Cash Dividend	13-Jan-22	13-Jan-22	2,051.34	8,539.42	344415263
Cash dividend on 3,702 Medtronic PLC @ 0.63 USD ex-date 21-Dec-21	Cash Dividend	14-Jan-22	14-Jan-22	1,278.46		344569186
Cash dividend on 1,500 American Tower @ 1.39 USD ex-date 23-Dec-21	Cash Dividend	14-Jan-22	14-Jan-22	1,291.92		344620416
Cash dividend on 1,011 Thermo Fisher Scientific Inc @ 0.26 USD ex-date 14-Dec-21	Cash Dividend	14-Jan-22	14-Jan-22	163.54	11,273.34	344622760
Cash dividend on 1,961 Intuit Inc @ 0.68 USD ex-date 07-Jan-22	Cash Dividend	18-Jan-22	18-Jan-22	835.76		344775798
Cash dividend on 9,799 US Bancorp @ 0.46 USD ex-date 30-Dec-21	Cash Dividend	18-Jan-22	18-Jan-22	2,811.63		344783529
Cash dividend on 3,187 Ecolab Inc @ 0.51 USD ex-date 13-Dec-21	Cash Dividend	18-Jan-22	18-Jan-22	1,014.81		345077619

(continued on next page)

Cash Activity (continued)

	PERIOD (1-Aug-21 to 31-Jul-22)					REFERENCE
	Activity Type	Trade Date	Value Date	Net Activity Amount <sup>Y</sup>	Current Account Balance	Reference Number
<b>CURRENT PERIOD ACTIVITY</b> <small>(continued)</small>						
Interest on 270,581 GBP SG Phoenix Note on S&P 500 Index, 16 Apr 24 SN021-21 ex-date 18-Jan-22	Coupon Interest	18-Jan-22	18-Jan-22	4,072.24	20,007.78	345097097
Cash dividend on 1,600 Roper Technologies Inc @ 0.62 USD ex-date 07-Jan-22	Cash Dividend	24-Jan-22	24-Jan-22	630.24	20,638.02	345683527
Cash dividend on 2,881 IDEX Corp @ 0.54 USD ex-date 13-Jan-22	Cash Dividend	28-Jan-22	28-Jan-22	978.96		346623385
Cash dividend on 1,975 Danaher Corp @ 0.21 USD ex-date 29-Dec-21	Cash Dividend	28-Jan-22	28-Jan-22	262.93	21,879.91	346628898
Interest on 200,000 GBP 0.875% United Kingdom Gilt Snr Reg-S 31 Jul 33 ex-date 31-Jan-22	Coupon Interest	31-Jan-22	31-Jan-22	622.96		346791072
Monthly Income Transfer	Outgoing Payment	31-Jan-22	31-Jan-22	(20,900.95)		347007339
Cash dividend on 439,018.61 Property Income Trust For Charities - (GBP) / Dist @ 0.00293037 GBP ex-date 01-Jan-22	Interest	31-Jan-22	31-Jan-22	1,286.49	2,888.41	348411422
Interest on 100,000 GBP 1.5% Landesbank Baden-Wuerttemberg Snr Reg-S 03 Feb 25 ex-date 03-Feb-22	Coupon Interest	3-Feb-22	3-Feb-22	1,500.00	4,388.41	347623413
Cash dividend on 16,177 Halma PLC @ 0.0735 GBP ex-date 23-Dec-21	Cash Dividend	4-Feb-22	4-Feb-22	1,189.01	5,577.42	347857374
Cash dividend on 10,672 Apple Inc @ 0.22 USD ex-date 04-Feb-22	Cash Dividend	10-Feb-22	10-Feb-22	1,473.90	7,051.32	348908135
Cash dividend on 8,008 Colgate-Palmolive Co @ 0.45 USD ex-date 21-Jan-22	Cash Dividend	15-Feb-22	15-Feb-22	2,259.89		349407889
Cash dividend on 379,722.176 The Charities Property Fund (GBP) /Dist @ 0.012445 GBP ex-date 25-Dec-21	Interest	15-Feb-22	15-Feb-22	4,725.64	14,036.85	350399791
Interest on 100,000 GBP 3% ING Groep NV Snr Reg-S 18 Feb 26 ex-date 18-Feb-22	Coupon Interest	18-Feb-22	18-Feb-22	3,000.00	17,036.85	349885148
Monthly Income Transfer	Outgoing Payment	28-Feb-22	28-Feb-22	(17,036.85)		351470323
Cash dividend on 439,018.61 Property Income Trust For Charities - (GBP) / Dist @ 0.00435855 GBP ex-date 01-Feb-22	Interest	28-Feb-22	28-Feb-22	1,913.49	1,913.49	352680448
Cash dividend on 5,036 Visa Inc -A- @ 0.375 USD ex-date 10-Feb-22	Cash Dividend	1-Mar-22	1-Mar-22	1,214.88	3,128.37	351544786
Cash dividend on 4,777 Discover Financial Services @ 0.5 USD ex-date 16-Feb-22	Cash Dividend	3-Mar-22	3-Mar-22	1,536.07	4,664.44	352223999
Interest on 205,000 GBP 1.375% European Investment Bank Snr Reg-S 07 Mar 25 ex-date 07-Mar-22	Coupon Interest	7-Mar-22	7-Mar-22	2,818.75	7,483.19	352647053
Cash dividend on 4,918 Johnson & Johnson @ 1.06 USD ex-date 18-Feb-22	Cash Dividend	8-Mar-22	8-Mar-22	3,378.41	10,861.60	353064528
Cash dividend on 6,818 Microsoft Corp @ 0.62 USD ex-date 16-Feb-22	Cash Dividend	10-Mar-22	10-Mar-22	2,742.40	13,604.00	353397224
Cash dividend on 1,399 Sherwin-Williams Co/The @ 0.6 USD ex-date 25-Feb-22	Cash Dividend	11-Mar-22	11-Mar-22	546.32	14,150.32	353564117
Cash dividend on 1,859 UnitedHealth Group Inc @ 1.45 USD ex-date 11-Mar-22	Cash Dividend	22-Mar-22	22-Mar-22	1,737.62	15,887.94	355115236

(continued on next page)

Cash Activity (continued)**CURRENT PERIOD ACTIVITY** (continued)

Monthly Income Transfer
Cash dividend on 439,018.61 Property Income Trust For Charities - (GBP) / Dist @ 0.00349212 GBP ex-date 01-Mar-22
Cash dividend on 5,844 Nike Inc -CI B @ 0.305 USD ex-date 04-Mar-22
Cash dividend on 3,715 Broadridge Financial Solutions Inc @ 0.64 USD ex-date 14-Mar-22
Cash dividend on 3,692 CSL Ltd @ 1.4229 AUD ex-date 07-Mar-22
Cash dividend on 7,135 Taiwan Semiconductor-Sp ADR @ 0.475613 USD ex-date 16-Mar-22
Cash dividend on 1,191 Thermo Fisher Scientific Inc @ 0.3 USD ex-date 15-Mar-22
Cash dividend on 3,187 Ecolab Inc @ 0.51 USD ex-date 14-Mar-22
Cash dividend on 9,799 US Bancorp @ 0.46 USD ex-date 30-Mar-22
Cash dividend on 1,961 Intuit Inc @ 0.68 USD ex-date 08-Apr-22
Interest on 270,581 GBP SG Phoenix Note on S&P 500 Index, 16 Apr 24 SN021-21 ex-date 19-Apr-22
Cash dividend on 3,702 Medtronic PLC @ 0.63 USD ex-date 24-Mar-22
Cash dividend on 1,600 Roper Technologies Inc @ 0.62 USD ex-date 04-Apr-22
Cash dividend on 1,785 L'Oreal SA @ 4.8 EUR ex-date 27-Apr-22
Cash dividend on 1,975 Danaher Corp @ 0.25 USD ex-date 24-Mar-22
Cash dividend on 1,615 American Tower @ 1.4 USD ex-date 12-Apr-22
Monthly Income Transfer
Cash dividend on 439,018.61 Property Income Trust For Charities - (GBP) / Dist @ 0.00337173 GBP ex-date 01-Apr-22
Interest on 110,000 GBP 1.375% Procter & Gamble Co/The Snr 03 May 25 ex-date 03-May-22
Cash dividend on 43,516 Hexagon AB -B- @ 0.11 EUR ex-date 02-May-22
Cash dividend on 2,249 ASML Holding NV @ 3.7 EUR ex-date 03-May-22
Cash dividend on 11,466 Apple Inc @ 0.23 USD ex-date 06-May-22

PERIOD (1-Aug-21 to 31-Jul-22)					REFERENCE
Activity Type	Trade Date	Value Date	Net Activity Amount <sup>Y</sup>	Current Account Balance	Reference Number
Outgoing Payment	31-Mar-22	31-Mar-22	(15,887.94)		356533167
Interest	31-Mar-22	31-Mar-22	1,533.11	1,533.11	357872576
Cash Dividend	1-Apr-22	1-Apr-22	1,158.21	2,691.32	356585264
Cash Dividend	5-Apr-22	5-Apr-22	1,551.96	4,243.28	356612912
Cash Dividend	6-Apr-22	6-Apr-22	3,002.61	7,245.89	357887747
Cash Dividend	14-Apr-22	14-Apr-22	2,056.51		359898535
Cash Dividend	14-Apr-22	14-Apr-22	232.67	9,535.07	360255048
Cash Dividend	15-Apr-22	15-Apr-22	1,059.88		359245953
Cash Dividend	15-Apr-22	15-Apr-22	2,938.42	13,533.37	359247349
Cash Dividend	18-Apr-22	18-Apr-22	867.69	14,401.06	359235958
Coupon Interest	19-Apr-22	19-Apr-22	4,072.24	18,473.30	359258242
Cash Dividend	22-Apr-22	22-Apr-22	1,364.00		360152241
Cash Dividend	22-Apr-22	22-Apr-22	667.72	20,505.02	361133242
Cash Dividend	29-Apr-22	29-Apr-22	5,402.98		361486360
Cash Dividend	29-Apr-22	29-Apr-22	338.30		361511601
Cash Dividend	29-Apr-22	29-Apr-22	1,528.67		361517508
Outgoing Payment	29-Apr-22	29-Apr-22	(20,505.02)		361625886
Interest	29-Apr-22	29-Apr-22	1,480.25	8,750.20	362502184
Coupon Interest	3-May-22	3-May-22	1,512.50	10,262.70	362293206
Cash Dividend	10-May-22	10-May-22	2,863.20	13,125.90	363363195
Cash Dividend	12-May-22	12-May-22	6,017.79		363701872
Cash Dividend	12-May-22	12-May-22	1,795.43	20,939.12	363711422

(continued on next page)

Cash Activity (continued)**CURRENT PERIOD ACTIVITY** (continued)

Cash dividend on 379,722.176 The Charities Property Fund (GBP)/Dist @ 0.0143542 GBP ex-date 25-Mar-22
Interest on 210,000 GBP 2.125% Orsted A/S Snr Reg-S 17 May 27 ex-date 17-May-22
Cash dividend on 4,529 Schneider Electric SE @ 2.9 EUR ex-date 17-May-22
Cash dividend on 5,040 London Stock Exchange Grp PLC @ 0.7 GBP ex-date 28-Apr-22
Cash dividend on 3,099 IDEX Corp @ 0.6 USD ex-date 16-May-22
Monthly Income Transfer
Cash dividend on 439,018.61 Property Income Trust For Charities - (GBP) / Dist @ 0.00364661 GBP ex-date 01-May-22
Cash dividend on 5,337 Visa Inc -A- @ 0.375 USD ex-date 12-May-22
Cash dividend on 1,481 Sherwin-Williams Co/The @ 0.6 USD ex-date 19-May-22
Cash dividend on 8,200 Tencent Holdings Ltd @ 1.6 HKD ex-date 20-May-22
Cash dividend on 8,355 Croda International PLC @ 0.565 GBP ex-date 05-May-22
Cash dividend on 5,389 Johnson & Johnson @ 1.13 USD ex-date 23-May-22
Cash dividend on 5,094 Discover Financial Services @ 0.6 USD ex-date 25-May-22
Cash dividend on 7,646 Microsoft Corp @ 0.62 USD ex-date 18-May-22
Cash dividend on 60,000 AIA Group Ltd @ 1.08 HKD ex-date 24-May-22
Cash dividend on 3,799 EssilorLuxottica SA @ 2.51 EUR ex-date 30-May-22
Cash dividend on 2,045 UnitedHealth Group Inc @ 1.65 USD ex-date 16-Jun-22
Monthly Income Transfer
Cash dividend on 439,018.61 Property Income Trust For Charities - (GBP) / Dist @ 0.0032953 GBP ex-date 01-Jun-22
Cash dividend on 6,199 Nike Inc -CI B @ 0.305 USD ex-date 03-Jun-22
Cash dividend on 3,987 Broadridge Financial Solutions Inc @ 0.64 USD ex-date 14-Jun-22
Cash dividend on 1,615 American Tower @ 1.43 USD ex-date 16-Jun-22

PERIOD (1-Aug-21 to 31-Jul-22)					REFERENCE
Activity Type	Trade Date	Value Date	Net Activity Amount <sup>Y</sup>	Current Account Balance	Reference Number
Interest	13-May-22	13-May-22	5,450.61	26,389.73	364288916
Coupon Interest	17-May-22	17-May-22	4,462.50	30,852.23	364257768
Cash Dividend	19-May-22	19-May-22	8,336.54	39,188.77	364558535
Cash Dividend	25-May-22	25-May-22	3,528.00	42,716.77	365223345
Cash Dividend	27-May-22	27-May-22	1,255.65	43,972.42	365621279
Outgoing Payment	31-May-22	31-May-22	(42,716.77)		366204345
Interest	31-May-22	31-May-22	1,600.93	2,856.58	368204691
Cash Dividend	1-Jun-22	1-Jun-22	1,357.68	4,214.26	366344290
Cash Dividend	3-Jun-22	3-Jun-22	602.42	4,816.68	366717856
Cash Dividend	6-Jun-22	6-Jun-22	1,331.49		366712700
Cash Dividend	6-Jun-22	6-Jun-22	4,720.58	10,868.75	367385302
Cash Dividend	7-Jun-22	7-Jun-22	4,141.90	15,010.65	367254162
Cash Dividend	9-Jun-22	9-Jun-22	2,072.88		367530023
Cash Dividend	9-Jun-22	9-Jun-22	3,352.56	20,436.09	367534129
Cash Dividend	10-Jun-22	10-Jun-22	6,623.74	27,059.83	367664361
Cash Dividend	23-Jun-22	21-Jun-22	6,130.37	33,190.20	370293292
Cash Dividend	28-Jun-22	28-Jun-22	2,392.09	35,582.29	370639762
Outgoing Payment	30-Jun-22	30-Jun-22	(33,190.20)		371156495
Interest	30-Jun-22	30-Jun-22	1,446.70	3,838.79	371671640
Cash Dividend	1-Jul-22	1-Jul-22	1,344.51	5,183.30	371268707
Cash Dividend	6-Jul-22	6-Jul-22	1,812.43	6,995.73	372353611
Cash Dividend	8-Jul-22	8-Jul-22	1,656.01	8,651.74	372619989

(continued on next page)



Cash Activity (continued)

	PERIOD (1-Aug-21 to 31-Jul-22)				REFERENCE	
	Activity Type	Trade Date	Value Date	Net Activity Amount <sup>Y</sup>	Current Account Balance	Reference Number
<b>CURRENT PERIOD ACTIVITY</b> <small>(continued)</small>						
Cash dividend on 7,600 Taiwan Semiconductor-Sp ADR @ 0.461579 USD ex-date 16-Jun-22	Cash Dividend	14-Jul-22	14-Jul-22	2,305.21	10,956.95	374026097
Cash dividend on 3,969 Medtronic PLC @ 0.68 USD ex-date 23-Jun-22	Cash Dividend	15-Jul-22	15-Jul-22	1,706.88		373441817
Cash dividend on 3,407 Ecolab Inc @ 0.51 USD ex-date 17-Jun-22	Cash Dividend	15-Jul-22	15-Jul-22	1,229.96		373479808
Cash dividend on 10,701 US Bancorp @ 0.46 USD ex-date 29-Jun-22	Cash Dividend	15-Jul-22	15-Jul-22	3,538.64		373487452
Cash dividend on 1,661 Thermo Fisher Scientific Inc @ 0.3 USD ex-date 14-Jun-22	Cash Dividend	15-Jul-22	15-Jul-22	358.15	17,790.58	373490965
Cash dividend on 2,126 Intuit Inc @ 0.68 USD ex-date 08-Jul-22	Cash Dividend	18-Jul-22	18-Jul-22	1,025.39	18,815.97	373610000
Cash dividend on 1,736 Roper Technologies Inc @ 0.62 USD ex-date 07-Jul-22	Cash Dividend	22-Jul-22	22-Jul-22	759.80	19,575.77	374474517
Cash dividend on 3,099 IDEX Corp @ 0.6 USD ex-date 14-Jul-22	Cash Dividend	29-Jul-22	29-Jul-22	1,300.71		375118164
Monthly Income Transfer	Outgoing Payment	29-Jul-22	29-Jul-22	(19,575.77)	1,300.71	375190899
<b>Net Current Period Activity</b>				<b>(20,048.53)</b>		
<b>Closing Balance</b>		<b>31-Jul-22</b>			<b>1,300.71</b>	
<b>511665386.0005/USD INCOME INCOME</b>				(USD)	(USD)	
<b>No activity during the reporting period</b>		<b>31-Jul-22</b>		<b>0.00</b>	<b>0.00</b>	
<b>511665386.0006/USD DEALING DEALING</b>				(USD)	(USD)	
<b>Opening Balance</b>		<b>1-Aug-21</b>			<b>0.00</b>	
Purchase of 12,309 Ishares Physical Gold ETC @ 34.819 USD	Purchase	23-Nov-21	25-Nov-21	(428,587.07)	(428,587.07)	335921542

(continued on next page)

Cash Activity (continued)

	PERIOD (1-Aug-21 to 31-Jul-22)					REFERENCE
	Activity Type	Trade Date	Value Date	Net Activity Amount <sup>Y</sup>	Current Account Balance	Reference Number
<b>CURRENT PERIOD ACTIVITY</b> <small>(continued)</small>						
Spot Buy USD/Sell GBP @ 1.3312	Spot	1-Dec-21	3-Dec-21	428,587.07	0.00	337698761
<b>Net Current Period Activity</b>				<b>0.00</b>		
<b>Closing Balance</b>			<b>31-Jul-22</b>		<b>0.00</b>	
<b>511665386.0003/EUR INCOME INCOME</b>						
No activity during the reporting period				(EUR)	(EUR)	
			<b>31-Jul-22</b>	<b>0.00</b>	<b>0.00</b>	
<b>511665386.0004/EUR DEALING DEALING</b>						
No activity during the reporting period				(EUR)	(EUR)	
			<b>31-Jul-22</b>	<b>0.00</b>	<b>0.00</b>	
<b>SUMMATION OF COST AND INCOME</b>						
Total Execution Costs				(8,084.35)	GBP	
Total Periodic Fees				(122,709.49)	GBP	
Total Income				305,250.90	GBP	

## Positions Overview

	VALUATION (as of 31-Jul-22)				UNREALISED GAINS (since acquisition to 31-Jul-22)		YIELD	% OF TOTAL ASSETS
	Quantity / Amount	Book Cost <sup>W</sup> FX Rate	Market Price FX Rate Price Date	Market Value (GBP) Accrued Interest (GBP)	On Assets (GBP) On Forex (GBP)	(%) (%)	Yield (%)	
<b>TOTAL</b>				<b>30,465,238.12</b>	<b>77,104.63</b>	<b>0.0</b>		
<b>INVESTMENT PORTFOLIO</b>				<b>30,442,132.13</b>	<b>(2,075,953.95)</b>	<b>(7.0)</b>		<b>100.0</b>
				<b>23,105.99</b>	<b>2,153,058.58</b>	<b>7.2</b>		
<b>CASH AND SHORT-MATURITY BONDS</b>				<b>1,265,755.02</b>	<b>(30,514.92)</b>	<b>(4.0)</b>		<b>4.2</b>
				<b>4,561.41</b>	<b>0.00</b>	<b>0.0</b>		
<b>CASH</b>				<b>542,290.58</b>	<b>0.00</b>	<b>-</b>		<b>1.8</b>
				<b>0.00</b>	<b>0.00</b>	<b>-</b>		
University of Dundee (511665386 - Discretionary)	M 511665386.0001/GBP Dealing Dealing	540,989.87 GBP		540,989.87				1.8
University of Dundee (511665386 - Discretionary)	M 511665386.0002/GBP Income Income	1,300.71 GBP		1,300.71				0.0
<b>SHORT MATURITY BONDS</b>				<b>723,464.44</b>	<b>(30,514.92)</b>	<b>(4.0)</b>		<b>2.4</b>
				<b>4,561.41</b>	<b>0.00</b>	<b>0.0</b>		
University of Dundee (511665386 - Discretionary)	0.75% European Investment Bank Snr Reg-S 15 Nov 24 XS2036242803	137,000.00 GBP	139,077.86 GBP	96.9310 % 132,795.47 726.29	(6,282.39)	(4.5)		0.4
University of Dundee (511665386 - Discretionary)	1.25% International Finance Corp IFC Snr 15 Dec 23 XS1854000343	136,000.00 GBP	137,935.43 GBP	98.7260 % 134,267.36 1,061.92	(3,668.07)	(2.7)		0.4
University of Dundee (511665386 - Discretionary)	1.375% European Investment Bank Snr Reg-S 07 Mar 25 XS1805260483	224,000.00 GBP	228,454.30 GBP	97.8930 % 219,280.32 1,232.00	(9,173.98)	(4.0)		0.7
University of Dundee (511665386 - Discretionary)	1.375% Kreditanstalt Fuer Wiederaufbau Snr Reg-S 09 Dec 24 XS1941813617	133,000.00 GBP	136,752.87 GBP	98.1430 % 130,530.19 1,172.40	(6,222.68)	(4.6)		0.4
University of Dundee (511665386 - Discretionary)	1.375% Procter & Gamble Co/The Snr 03 May 25 XS1608101066	110,000.00 GBP	111,758.90 GBP	96.9010 % 106,591.10 368.80	(5,167.80)	(4.6)		0.4


(continued on next page)

Positions Overview (continued)

		VALUATION <small>(as of 31-Jul-22)</small>			UNREALISED GAINS <small>(since acquisition to 31-Jul-22)</small>		YIELD	% OF TOTAL ASSETS	
		Quantity / Amount	Book Cost <sup>W</sup> <i>FX Rate</i>	Market Price <i>FX Rate</i> Price Date	Market Value (GBP) <i>Accrued Interest (GBP)</i>	On Assets (GBP) <i>On Forex (GBP)</i>	(%) <i>(%)</i>	Yield (%)	
<b>BONDS</b>					<b>1,779,713.16</b> <b>18,544.58</b>	<b>(108,345.00)</b> <b>0.00</b>	<b>(5.7)</b> <b>0.0</b>		<b>5.9</b>
<b>Developed Government Bonds</b>					<b>886,736.66</b> <b>6,110.17</b>	<b>(52,895.90)</b> <b>0.00</b>	<b>(5.6)</b> <b>0.0</b>		<b>2.9</b>
University of Dundee (511665386 - Discretionary)	0.5% Inter-American Development Bank Snr 15 Sep 26 XS2065728177 Long Term S&P: AAA	217,000.00 GBP	209,617.59 GBP	93.4390 %	202,762.63 <i>948.26</i>	(6,854.96)	(3.3)	2.18	0.7
University of Dundee (511665386 - Discretionary)	0.875% Kreditanstalt Fuer Wiederaufbau Snr Reg-S 15 Sep 26 XS2034715305 Long term S&P: AAA	193,000.00 GBP	195,582.82 GBP	94.9730 %	183,297.89 <i>1,475.92</i>	(12,284.93)	(6.3)	2.16	0.6
University of Dundee (511665386 - Discretionary)	1% European Investment Bank Snr Reg-S 21 Sep 26 XS1490724975 Long term S&P: AAA	317,000.00 GBP	316,792.41 GBP	95.5020 %	302,741.34 <i>2,718.38</i>	(14,051.07)	(4.4)	2.15	1.0
University of Dundee (511665386 - Discretionary)	<b>M</b> 0.875% United Kingdom Gilt Snr Reg-S 31 Jul 33 GB00BM8Z2S21 Long Term S&P: AA	223,000.00 GBP	217,639.74 GBP	88.7600 %	197,934.80 <i>967.61</i>	(19,704.94)	(9.1)	2.03	0.6
<b>Investment Grade Bonds</b>					<b>892,976.50</b> <b>12,434.41</b>	<b>(55,449.10)</b> <b>0.00</b>	<b>(5.8)</b> <b>0.0</b>		<b>3.0</b>
University of Dundee (511665386 - Discretionary)	1.5% Landesbank Baden-Wuerttemberg Snr Reg-S 03 Feb 25 DE000LB2CQX3	200,000.00 GBP	197,301.00 GBP	95.1820 %	190,364.00 <i>1,463.01</i>	(6,937.00)	(3.5)	3.54	0.6
University of Dundee (511665386 - Discretionary)	2.75% Siemens Financieringsmaatschappij Nv Reg-S 10 Sep 25 DE000A1G85C2 Long term S&P: A+	200,000.00 GBP	212,996.00 GBP	100.1550 %	200,310.00 <i>4,882.19</i>	(12,686.00)	(6.0)	2.70	0.7

*(continued on next page)*

Positions Overview (continued)

		VALUATION <small>(as of 31-Jul-22)</small>				UNREALISED GAINS <small>(since acquisition to 31-Jul-22)</small>		YIELD	% OF TOTAL ASSETS
		Quantity / Amount	Book Cost <sup>W</sup> <i>FX Rate</i>	Market Price <i>FX Rate</i> Price Date	Market Value (GBP) <i>Accrued Interest (GBP)</i>	On Assets (GBP) <i>On Forex (GBP)</i>	(%) <i>(%)</i>	Yield (%)	
<b>Investment Grade Bonds</b> <small>(continued)</small>									
University of Dundee (511665386 - Discretionary)	3% ING Groep NV Snr Reg-S 18 Feb 26 XS1953146245 <i>Long term S&amp;P: A-</i>	200,000.00 GBP	206,035.00 GBP	98.3320 %	196,664.00 <i>2,679.45</i>	(9,371.00)	(4.5)	3.51	0.6
University of Dundee (511665386 - Discretionary)	2.125% Orsted A/S Snr Reg-S 17 May 27 XS1997070781 <i>Long term S&amp;P: BBB+</i>	210,000.00 GBP	219,342.60 GBP	96.6950 %	203,059.50 <i>916.95</i>	(16,283.10)	(7.4)	2.87	0.7
University of Dundee (511665386 - Discretionary)	 3.625% Places for People Homes Ltd Snr Reg-S 22 Nov 28 XS1721430673	100,000.00 GBP	112,751.00 GBP	102.5790 %	102,579.00 <i>2,492.81</i>	(10,172.00)	(9.0)	3.17	0.3
<b>EQUITIES</b>					<b>24,327,468.58</b>	<b>(2,282,468.46)</b> <i>2,071,328.13</i>	<b>(9.3)</b> <i>8.4</i>		<b>79.8</b>
<b>Developed Market Equities</b>					<b>21,180,814.40</b>	<b>(2,182,191.30)</b> <i>1,898,839.68</i>	<b>(10.2)</b> <i>8.8</i>		<b>69.5</b>
University of Dundee (511665386 - Discretionary)	Croda International PLC GB00BJFFLV09	8,355.00	582,768.46 GBP	74.8200 GBP	625,121.10	42,352.64	7.3		2.0
University of Dundee (511665386 - Discretionary)	Halma PLC GB0004052071	17,211.00	381,972.48 GBP	22.9900 GBP	395,680.89	13,708.41	3.6		1.3
University of Dundee (511665386 - Discretionary)	London Stock Exchange Grp PLC GB00B0SWJX34	7,789.00	609,291.44 GBP	79.9800 GBP	622,964.22	13,672.78	2.2		2.0
University of Dundee (511665386 - Discretionary)	Oxford Nanopore Technologies PLC GB00BP6S8Z30	20,947.00	117,632.86 GBP	3.1850 GBP	66,716.20	(50,916.66)	(43.3)		0.2
University of Dundee (511665386 - Discretionary)	Adobe Inc US00724F1012	1,942.00	1,198,178.39 USD <i>1.3730</i>	410.1200 USD <i>1.2172</i>	654,332.11	(330,040.55) <i>111,726.54</i>	(37.8) <i>12.8</i>		2.2

(continued on next page)

Positions Overview (continued)

		VALUATION <small>(as of 31-Jul-22)</small>			UNREALISED GAINS <small>(since acquisition to 31-Jul-22)</small>		YIELD	% OF TOTAL ASSETS
	Quantity / Amount	Book Cost <sup>W</sup> <i>FX Rate</i>	Market Price <i>FX Rate</i> Price Date	Market Value (GBP) <i>Accrued Interest (GBP)</i>	On Assets (GBP) <i>On Forex (GBP)</i>	(%) <i>(%)</i>	Yield (%)	
<b>Developed Market Equities</b> <small>(continued)</small>								
University of Dundee (511665386 - Discretionary)	Alphabet Inc -A- US02079K3059	10,740.00	1,468,718.90 USD <i>1.3681</i>	116.3200 USD <i>1.2172</i>	1,026,352.94	(180,284.34) <i>133,124.12</i>	(16.8) <i>12.4</i>	3.4
University of Dundee (511665386 - Discretionary)	Amazon.com Inc US0231351067	7,000.00	1,210,313.60 USD <i>1.3703</i>	134.9500 USD <i>1.2172</i>	776,084.46	(218,257.97) <i>111,102.28</i>	(24.7) <i>12.6</i>	2.6
University of Dundee (511665386 - Discretionary)	Apple Inc US0378331005	10,143.00	1,514,318.33 USD <i>1.3700</i>	162.5100 USD <i>1.2172</i>	1,354,205.50	110,105.65 <i>138,774.25</i>	10.0 <i>12.6</i>	4.4
University of Dundee (511665386 - Discretionary)	Broadridge Financial Solutions Inc US11133T1034	3,987.00	697,771.71 USD <i>1.3591</i>	160.5500 USD <i>1.2172</i>	525,889.62	(47,370.08) <i>59,836.04</i>	(9.2) <i>11.7</i>	1.7
University of Dundee (511665386 - Discretionary)	Danaher Corp US2358511028	2,678.00	770,138.34 USD <i>1.3351</i>	291.4700 USD <i>1.2172</i>	641,272.31	8,559.25 <i>55,856.82</i>	1.5 <i>9.7</i>	2.1
University of Dundee (511665386 - Discretionary)	Discover Financial Services US2547091080	5,094.00	609,981.60 USD <i>1.3716</i>	101.0000 USD <i>1.2172</i>	422,686.49	(78,448.57) <i>56,415.12</i>	(17.6) <i>12.7</i>	1.4
University of Dundee (511665386 - Discretionary)	Ecolab Inc US2788651006	3,407.00	735,653.18 USD <i>1.3717</i>	165.1700 USD <i>1.2172</i>	462,318.59	(142,062.92) <i>68,075.96</i>	(26.5) <i>12.7</i>	1.5
University of Dundee (511665386 - Discretionary)	IDEX Corp US45167R1041	3,099.00	690,820.04 USD <i>1.3713</i>	208.7500 USD <i>1.2172</i>	531,479.01	(36,069.50) <i>63,765.19</i>	(7.2) <i>12.7</i>	1.7
University of Dundee (511665386 - Discretionary)	Intuit Inc US4612021034	2,126.00	1,186,283.66 USD <i>1.3708</i>	456.1700 USD <i>1.2172</i>	796,760.94	(177,839.50) <i>109,230.13</i>	(20.6) <i>12.6</i>	2.6
University of Dundee (511665386 - Discretionary)	Johnson & Johnson US4781601046	5,389.00	909,939.48 USD <i>1.3703</i>	174.5200 USD <i>1.2172</i>	772,665.36	25,097.60 <i>83,533.24</i>	3.8 <i>12.6</i>	2.5

(continued on next page)

Positions Overview (continued)

		VALUATION <small>(as of 31-Jul-22)</small>			UNREALISED GAINS <small>(since acquisition to 31-Jul-22)</small>		YIELD	% OF TOTAL ASSETS
	Quantity / Amount	Book Cost <sup>W</sup> <i>FX Rate</i>	Market Price <i>FX Rate</i> Price Date	Market Value (GBP) <i>Accrued Interest (GBP)</i>	On Assets (GBP) <i>On Forex (GBP)</i>	(%) <i>(%)</i>	Yield (%)	
<b>Developed Market Equities</b> <small>(continued)</small>								
University of Dundee (511665386 - Discretionary)	Medtronic PLC IE00BTN1Y115	3,969.00	492,131.72 USD <i>1.3713</i>	92.5200 USD <i>1.2172</i>	301,685.74	(102,628.85) <i>45,438.30</i>	(28.6) <i>12.7</i>	1.0
University of Dundee (511665386 - Discretionary)	Mettler-Toledo International Inc US5926881054	742.00	1,073,499.00 USD <i>1.3710</i>	1,349.7300 USD <i>1.2172</i>	822,789.73	(59,151.61) <i>98,935.69</i>	(7.6) <i>12.6</i>	2.7
University of Dundee (511665386 - Discretionary)	Microsoft Corp US5949181045	7,396.00	2,255,827.71 USD <i>1.3657</i>	280.7400 USD <i>1.2172</i>	1,705,843.77	(147,448.79) <i>201,463.97</i>	(8.9) <i>12.2</i>	5.6
University of Dundee (511665386 - Discretionary)	Nike Inc -CI B US6541061031	6,199.00	991,902.77 USD <i>1.3725</i>	114.9200 USD <i>1.2172</i>	585,268.72	(229,636.62) <i>92,187.49</i>	(31.8) <i>12.8</i>	1.9
University of Dundee (511665386 - Discretionary)	Roper Technologies Inc US7766961061	1,602.00	781,415.48 USD <i>1.3700</i>	436.6700 USD <i>1.2172</i>	574,716.84	(67,261.04) <i>71,616.74</i>	(11.8) <i>12.6</i>	1.9
University of Dundee (511665386 - Discretionary)	ServiceNow Inc US81762P1021	1,078.00	665,139.63 USD <i>1.3722</i>	446.6600 USD <i>1.2172</i>	395,579.59	(150,870.97) <i>61,713.87</i>	(31.1) <i>12.7</i>	1.3
University of Dundee (511665386 - Discretionary)	Sherwin-Williams Co/The US8243481061	1,481.00	440,193.20 USD <i>1.3722</i>	241.9400 USD <i>1.2172</i>	294,374.91	(67,269.19) <i>40,853.66</i>	(21.0) <i>12.7</i>	1.0
University of Dundee (511665386 - Discretionary)	Thermo Fisher Scientific Inc US8835561023	1,661.00	973,049.15 USD <i>1.3511</i>	598.4100 USD <i>1.2172</i>	816,594.65	17,178.66 <i>79,247.31</i>	2.4 <i>11.0</i>	2.7
University of Dundee (511665386 - Discretionary)	UnitedHealth Group Inc US91324P1021	2,045.00	930,048.44 USD <i>1.3589</i>	542.3400 USD <i>1.2172</i>	911,177.54	147,089.11 <i>79,699.81</i>	21.5 <i>11.6</i>	3.0
University of Dundee (511665386 - Discretionary)	Visa Inc -A- US92826C8394	5,337.00	1,229,795.50 USD <i>1.3728</i>	212.1100 USD <i>1.2172</i>	930,028.81	(80,319.12) <i>114,512.32</i>	(9.0) <i>12.8</i>	3.0

(continued on next page)

Positions Overview (continued)

		VALUATION <small>(as of 31-Jul-22)</small>			UNREALISED GAINS <small>(since acquisition to 31-Jul-22)</small>		YIELD	% OF TOTAL ASSETS
	Quantity / Amount	Book Cost <sup>W</sup> <i>FX Rate</i>	Market Price <i>FX Rate</i> Price Date	Market Value (GBP) <i>Accrued Interest (GBP)</i>	On Assets (GBP) <i>On Forex (GBP)</i>	(%) <i>(%)</i>	Yield (%)	
<b>Developed Market Equities</b> <small>(continued)</small>								
University of Dundee (511665386 - Discretionary)	ASML Holding NV NL0010273215	2,249.00	1,470,099.54 EUR <i>0.8504</i>	555.4000 EUR <i>0.8379</i>	1,046,616.37	(185,180.04) <i>(18,313.42)</i>	(14.8) <i>(1.5)</i>	3.4
University of Dundee (511665386 - Discretionary)	EssilorLuxottica SA FR0000121667	3,799.00	617,267.46 EUR <i>0.8507</i>	152.4500 EUR <i>0.8379</i>	485,276.11	(31,932.29) <i>(7,917.46)</i>	(6.1) <i>(1.5)</i>	1.6
University of Dundee (511665386 - Discretionary)	L'Oreal SA FR0000120321	1,785.00	687,770.74 EUR <i>0.8510</i>	368.1000 EUR <i>0.8379</i>	550,549.32	(25,733.79) <i>(8,990.02)</i>	(4.4) <i>(1.5)</i>	1.8
University of Dundee (511665386 - Discretionary)	Schneider Electric SE FR0000121972	4,529.00	667,977.29 EUR <i>0.8457</i>	134.5400 EUR <i>0.8379</i>	510,559.00	(49,139.17) <i>(5,215.39)</i>	(8.7) <i>(0.9)</i>	1.7
University of Dundee (511665386 - Discretionary)	CSL Ltd AU000000CSL8	3,983.00	1,171,832.20 AUD <i>1.8390</i>	289.8400 AUD <i>1.7440</i>	661,945.37	(9,976.77) <i>34,720.66</i>	(1.6) <i>5.4</i>	2.2
University of Dundee (511665386 - Discretionary)	AIA Group Ltd HK0000069689	60,000.00	5,114,502.89 HKD <i>10.3695</i>	79.0000 HKD <i>9.5546</i>	496,096.12	(39,196.08) <i>42,065.64</i>	(7.9) <i>8.5</i>	1.6
University of Dundee (511665386 - Discretionary)	Hexagon AB -B- SE0015961909	43,516.00	5,832,850.40 SEK <i>12.0334</i>	118.9500 SEK <i>12.4076</i>	417,182.07	(52,920.97) <i>(14,619.19)</i>	(10.9) <i>(3.0)</i>	1.4
<b>Emerging Markets Equity</b>				<b>3,146,654.18</b>	<b>(100,277.17)</b> <i>172,488.46</i>	<b>(3.3)</b> <i>5.6</i>		<b>10.3</b>
University of Dundee (511665386 - Discretionary)	Fidelity Investment Funds - Asia Fund -W- (GBP) / Acc GB00B6Y7NF43	48,000.00	668,188.51 GBP	15.5300 GBP	745,440.00	77,251.49	11.6	2.4
University of Dundee (511665386 - Discretionary)	Stewart Investors Asia Pacific Leaders Sustainability Fund -B- (GBP) / Dist GB00B5750V20	400,000.00	1,018,942.49 GBP	3.0414 GBP	1,216,560.00	197,617.51	19.4	4.0

(continued on next page)



## Positions Overview (continued)

		VALUATION (as of 31-Jul-22)				UNREALISED GAINS (since acquisition to 31-Jul-22)		YIELD	% OF TOTAL ASSETS
	Quantity / Amount	Book Cost <sup>W</sup> FX Rate	Market Price FX Rate Price Date	Market Value (GBP) Accrued Interest (GBP)	On Assets (GBP) On Forex (GBP)	(%) (%)	Yield (%)		
<b>Emerging Markets Equity</b> (continued)									
University of Dundee (511665386 - Discretionary)	HDFC Bank Ltd-ADR US40415F1012	7,150.00	511,536.09 USD 1.3717	62.8000 USD 1.2172	368,895.83	(51,360.57) 47,344.30	(13.8) 12.7	1.2	
University of Dundee (511665386 - Discretionary)	Taiwan Semiconductor-Sp ADR US8740391003	7,600.00	873,100.16 USD 1.3720	88.4800 USD 1.2172	552,454.81	(164,847.32) 80,949.63	(25.9) 12.7	1.8	
University of Dundee (511665386 - Discretionary)	Tencent Holdings Ltd KYG875721634	8,200.00	4,034,351.60 HKD 10.6716	306.8000 HKD 9.5546	263,303.54	(158,938.27) 44,194.47	(42.0) 11.7	0.9	
<b>ALTERNATIVES</b>				<b>2,693,237.23</b>	<b>347,293.02</b> <b>81,730.45</b>	<b>15.3</b> <b>3.6</b>		<b>8.8</b>	
<b>Commodities</b>				<b>1,084,219.52</b>	<b>90,488.42</b> <b>68,092.49</b>	<b>9.8</b> <b>7.4</b>		<b>3.6</b>	
University of Dundee (511665386 - Discretionary)	Ishares Physical Gold ETC IE00B4ND3602	38,400.00	1,209,569.50 USD 1.3067	34.3675 USD 1.2172	1,084,219.52	90,488.42 68,092.49	9.8 7.4	3.6	
<b>Real Estate</b>				<b>1,313,999.73</b>	<b>254,871.30</b> <b>13,637.96</b>	<b>24.4</b> <b>1.3</b>		<b>4.3</b>	
University of Dundee (511665386 - Discretionary)	American Tower US03027X1000	1,434.00	301,271.50 USD 1.2882	270.8300 USD 1.2172	319,068.53	71,556.62 13,637.96	30.6 5.8	1.0	
University of Dundee (511665386 - Discretionary)	Property Income Trust For Charities - (GBP) / Dist GB00B0517P11	439,018.61	338,619.99 GBP	1.0192 GBP 30-Jun-22	447,447.77	108,827.78	32.1	1.5	
University of Dundee (511665386 - Discretionary)	The Charities Property Fund (GBP) /Dist GB0002080751	379,722.18	472,996.53 GBP	1.4418 GBP 31-Mar-22	547,483.43	74,486.90	15.7	1.8	

(continued on next page)

## Positions Overview (continued)

		VALUATION (as of 31-Jul-22)				UNREALISED GAINS (since acquisition to 31-Jul-22)		YIELD	% OF TOTAL ASSETS
		Quantity / Amount	Book Cost <sup>W</sup> <i>FX Rate</i>	Market Price <i>FX Rate</i> Price Date	Market Value (GBP) <i>Accrued Interest (GBP)</i>	On Assets (GBP) <i>On Forex (GBP)</i>	(%) (%)	Yield (%)	
<b>Alternative Trading Strategies &gt; General Alternative Trading Strategies</b>					<b>295,017.98</b>	<b>1,933.30</b> <b>0.00</b>	<b>0.7</b> <b>0.0</b>		<b>1.0</b>
University of Dundee (511665386 - Discretionary)	Securis Global Funds - Securis Catastrophe Bond Fund -A- (GBP) / Acc IE00BYCD220	1,340.82	148,305.68 GBP	109.9874 GBP 15-Jul-22	147,473.70	(831.98)	(0.6)		0.5
University of Dundee (511665386 - Discretionary)	SG Phoenix Plus with DAP on SPX, 27 May 25 SN038-22 XS2476307751	144,779.00 GBP	144,779.00 GBP	101.9100 %	147,544.28 <i>0.00</i>	2,765.28	1.9		0.5
<b>MULTI ASSET CLASS AND OTHER INVESTMENTS &gt; FX Options</b>					<b>375,958.14</b>	<b>(1,918.59)</b> <b>0.00</b>	<b>(0.5)</b> <b>0.0</b>		<b>1.2</b>
University of Dundee (511665386 - Discretionary)	Citi Call Warrant linked to GBPUSD Exchange Rate, 24 Jul 23 SW007-22 LU2376812405	23,369.00	377,876.73 GBP	16.0879 GBP 25-Jul-22	375,958.14 <i>0.00</i>	(1,918.59)	(0.5)		1.2

## Appendix

### University of Dundee / University of Dundee - 511665386

#### BENCHMARK CONSTITUENTS:

20-Nov-21 to Present

Barclays Sterling Treasury Bills (0-12 M) TR	2%
Barclays Global Treasury TR (GBP-Hedged)	3.25%
Barclays Global Agg Credit - Corp TR (GBP-HGD)	4.5%
ML US High Yield Master II Constrained (Hdg GBP)	1.5%
JPM EM Bond Global Diversified (Hedged) GBP	.75%
JPM GBI-EM Bond Global Diversified GBP	1%
MSCI WORLD - NET RETURN (£)	63%
MSCI EM (Emerging Markets) - NET RETURN (£)	12%
Bloomberg Commodity TR (GBP)	3%
FTSE EPRA/NAREIT Developed NR (GBP)	5%
HFRX Global Hedge Fund Index TR (GBP)	4%
22-Oct-21 to 19-Nov-21	
Barclays Sterling Treasury Bills (0-12 M) TR	2%
Barclays Sterling Aggregate Gilts TR	2%
Barclays Global Agg Credit - Corp TR (GBP-HGD)	4%
ML US High Yield Master II Constrained (Hdg GBP)	2.5%
JPM EM Bond Global Diversified (Hedged) GBP	1%
JPM GBI-EM Bond Global Diversified GBP	1.5%
MSCI WORLD - NET RETURN (£)	60%
MSCI EM (Emerging Markets) - NET RETURN (£)	13%
Bloomberg Commodity TR (GBP)	2%
FTSE EPRA/NAREIT Developed NR (GBP)	9%
HFRX Global Hedge Fund Index TR (GBP)	3%
30-Jul-19 to 21-Oct-21	
Barclays Sterling Treasury Bills (0-12 M) TR	2%
Barclays Sterling Aggregate Gilts TR	2%
Barclays Global Agg Credit - Corp TR (GBP-HGD)	4%

(continued on next page)

The table on the left shows the proportions and the components that make up the benchmarks we have used to measure the performance of your portfolio since you opened your account. If your benchmark has changed, due to a change in your investment objectives or as a result of changes to how we calculated a benchmark, this is reflected in the different time periods shown. We have provided a "blended" benchmark return in this document, so that you can see the returns your portfolio has achieved against the benchmarks that have applied during the life of your account and that were relevant at the time of measurement.

Appendix (continued)

---

**University of Dundee / University of Dundee - 511665386**

---

**BENCHMARK CONSTITUENTS:**

---

30-Jul-19 to 21-Oct-21

ML US High Yield Master II Constrained (Hdg GBP)	2.5%
JPM EM Bond Global Diversified (Hedged) GBP	1%
JPM GBI-EM Bond Global Diversified GBP	1.5%
MSCI WORLD EX UK - NET RETURN (£)	12%
MSCI UK - NET RETURN (£)	48%
MSCI EM (Emerging Markets) - NET RETURN (£)	13%
Bloomberg Commodity TR (GBP)	2%
FTSE EPRA/NAREIT Developed NR (GBP)	9%
HFRX Global Hedge Fund Index TR (GBP)	3%

29-Nov-18 to 29-Jul-19

## Notes and Disclosures

### NOTES

- A *Investment Portfolios* consist of assets used to achieve diversified investment gains in the form of appreciation or income, while taking an appropriate degree of risk. It may also include certain liabilities.
- o *Investment Assets* comprise of assets in the Investment Portfolio, excluding loans that will be displayed under Investment Liabilities.
  - o *Investment Liabilities* comprise of loans in the Investment Portfolio.
- D *Cash and Short Maturity Bonds* refer to an asset class that consists of cash, short maturity bonds, loans/leverage, multi-currency linked investments and any other cash-related instruments. Cash consists of all money accounts, deposits and cash equivalents, including those in a different currency from the individual base currency. Short maturity bonds include only investments with exposure to debt with high credit quality (AA- or better) that has maturity of less than 3 years. Loans/leverage includes all loans, guarantees and mortgages currently outstanding with the Bank. Multi-currency linked investments include dual/triple currency investments.
- E *Bonds* include investments with exposure to government and corporate bonds and any derivatives providing similar exposure categorised into the following:
- o Developed government bonds include investments with exposure to sovereign and municipal debt of developed countries. Developed countries are those defined within the MSCI World Index. Where a developed government bond has less than three years to maturity and a credit rating of AA- or better it will be classified under Cash and Short Maturity Bonds.
  - o Investment grade bonds include investments with exposure to global corporate debt with investment grade credit quality (BBB- or better). Where an investment grade bond has less than three years to maturity and a credit rating of AA- or better it will be classified under Cash and Short Maturity Bonds.
  - o High yield and emerging markets bonds include investments with exposure to global corporate debt of sub-investment credit quality (rating of BB+ and lower) and sovereign debt of emerging countries. Emerging countries are defined as those countries outside of the MSCI World Index.
- F *Equities* include stocks, stock securities and associated derivatives, long/short equity hedge funds, private equity funds and structured products linked to stocks. They can be broadly classified into the following:
- o Developed markets equities that include investments with exposure to equity of companies in developed markets. Developed markets are defined as those included in the MSCI World Index.
  - o Emerging markets equities that include investments with exposure to equity of companies in emerging markets. Emerging markets are defined as those that are not included in the MSCI World Index.
- G *Alternatives* represent investments that provide exposure outside of traditional cash, bonds and equities. They are categorised into the following:
- o Commodities that include investments with exposure to precious and industrial metals, agricultural products, energy and natural resources.
  - o Real estate that includes investments with exposure to public and private real estate funds, as well as direct property ownership.
  - o Alternative Trading Strategies include hedge funds and other foreign currency related investments. Hedge funds rely on dynamic trading strategies aiming to achieve absolute returns that are not correlated to the broader equity and fixed income markets. Trading strategies include:
    - Multi-strategy - Dynamically allocating capital across several trading strategies based on market opportunities
    - Global Macro - Recognising changes in the macroeconomic environment and exploiting them across asset classes in the global capital markets
    - Relative Value - Exploiting price or valuation differences (i.e., spreads) between similar/related securities
    - Event Driven - Buying and selling securities of issuers to exploit specific corporate events (e.g., mergers, acquisitions, restructurings, etc)
    - Managed Futures - Identifying and exploiting price trends in underlying securities
- Foreign currency related investments include structured products, forwards, swaps and options.
- H *Multi Asset Class and Other investments* represent investments with exposure to multiple asset classes (e.g., balanced strategies). Assets that are Unclassified also fall within this grouping
- I *Change from last period* represents a combination of market appreciation and income movement for the statement reporting period. It is calculated as the difference between market value and accrued interest at the end and the beginning of the statement reporting period, less money and securities transfers during the statement reporting period.
- J *Total Unrealised Gains* represent the sum of unrealised capital gains of the holdings in the reporting currency at the end of the statement reporting period. It is broken up into two components:
- o "Unrealised gains on assets" represent the effect of price appreciation since acquisition, converted to reporting currency using end of period foreign exchange rate; and
  - o "Unrealised gains on foreign exchange" represent effect of changes in foreign exchange rates between price and reporting currency since acquisition, assuming price remains unchanged.
- N *Yield To Maturity*, in relation to bonds, represents the estimated return of a bond held to maturity, based on the indicative market price of that bond at purchase. For LMS products the Yield column in the Positions Overview and Holdings report will display the interest rate of the product held.
- V % of Total Assets represents the asset allocation of Investment Assets calculated as of the end-date of the reporting period. It excludes Investment Liabilities, Personal Holdings and Business and Opportunistic Investments from the calculation.
- W Book Cost represents the cost of the shares at time of purchase (including commissions and transactional fees) and can be used to calculate profit and loss on a holding.

## Notes and Disclosures (continued)

- Y In accordance with UK tax legislation from the 6th April 2016, bank interest is paid gross. If you are a UK taxpayer, you may have to pay tax on interest earned in excess of your Personal Savings Allowance (with the exception of ISAs which are free from UK tax for eligible customers). For information and guidance please refer to HMRC's website [www.hmrc.gov.uk](http://www.hmrc.gov.uk).
- The management of your tax affairs is your responsibility, including making any required declarations to the relevant tax authority(ies), where you are tax resident.
- Z Under the "Corporate Actions - No Action Taken" sub section, Trade Date refers to internal deadline date of the security event.
- 1 Market value of the Investment Portfolio as at the end of the reporting period, including accrued income and taking into account any cash flows for the reporting period. Beginning Market Value represents the opening balance of the reporting period.
- 2 Market value of the Investment Portfolio as at the end of the reporting period, including accrued income and taking into account any cash flows for the reporting period. Ending Market Value represents the closing balance of the reporting period.
- 3 Net total of all relevant cash and security in and out flows that occurred during the reporting period with respect to the portfolio, Aggregate Asset Classes and Investment Philosophy Asset Classes.
- 4 Benchmark is determined by the Investment Portfolio strategy, together with the client's risk profile. Benchmark on the Portfolio Overview page is either a Market Index assigned on the basis of the client's risk profile, or a discretionary benchmark agreed in the mandate with the client.
- 5 Asset Allocation of Investment Assets (in percentage terms) calculated as of the end of the reporting period. It excludes Investment Liabilities, Personal Assets, Personal Liabilities and Business and Opportunistic Investments.
- 6 Daily True Time Weighted Rate of Return net of any Investment Management fees of the portfolio, Aggregate Asset Classes and IP Asset Classes.  
The return figures in the Report are only focussed on the Investment Portfolio excluding any Personal Holdings, Business and Opportunistic Investments and are potentially broken down into the investment assets and the investment liabilities. Return is reported in the reporting currency of the portfolio.  
- Investment Portfolio Return refers to the return for Investment Assets plus Investment Liabilities  
- Investment Portfolio Return (Excluding Investment Liabilities) refers to the return for Investment Assets only
- 9 End Of Period (EOP) Weight of Benchmark Measure and EOP weight of each underlying indices.
- 10 Sum of the weighted gross of fees returns of the underlying indices of the composite benchmark.
- 11 Start of the current performance track records (start of day).
- 12 Arithmetic differential return generated by the Investment Portfolio (excluding any Investment Liabilities) over the benchmark.

- 31 Absolute market value gain/loss for the reporting period, excluding changes in value due to net transfers. It includes gains/losses (realised and unrealised), including income accrued but excluding relevant expenses paid.
- 32 If your account has experienced a change in its benchmark from either a change of strategy or to capture a more appropriate measure, these changes are documented and contained within the "blended" benchmark return reported in this document. For reporting period after a change of benchmark, the new benchmark returns is displayed and for a period prior to the change the old benchmark return is displayed. Please see details of your benchmark composition within the appendix.
- 38 For products provided by Barclays Bank PLC, the performance is calculated from 1st January 2009 if the portfolio(s) have an inception date prior to then.

---

**PRODUCT NOTES**

Assets in a Tax Wrapper Assets managed and reported by **Barclays Bank PLC**, (such as trusts, pensions and offshore bonds) may only represent a portion of the tax wrapper's total value. There may be costs involved in selling or moving those assets. For a complete valuation, a valuation report from the provider of the tax wrapper should be obtained.

---

**REPORT SECTIONS****Account Summary**

Account Summary presents a snapshot of the aggregation of account valuation, valuation change, credit and liabilities and currencies in the statement. Sub-sections thereunder include: Total Value, showing aggregate value of accounts breakdown by Investment Portfolio, Personal Holdings, Business and Opportunistic Investments; Asset Allocation, showing asset class breakdown of the Investment Portfolio; Valuation Change, showing change in value from the beginning of the statement reporting period; Unrealised Gains, showing breakdown by gain on assets and gain on forex; Credit and Liabilities, showing value of Lending Facilities Limit, Collateral Lending Amount, Outstanding Liabilities and Available Lending Amount; and Currency and Precious Metals Breakdown, showing value allocation by currencies and precious metals of the holdings.


The bar chart therein plots the allocation of Investment Portfolio value by asset class at the end of the statement reporting period.

The assets contained in this account are subject to a security interest held in favour of Barclays Bank PLC or its affiliated companies, pursuant to the agreement you have entered into with Barclays Bank PLC or its affiliated companies.

We will have a security interest over your assets if you owe us money under any agreement you have with us.

All assets in this statement are subject to the MIFID2 directive and its implementing measures unless indicated otherwise.

## Notes and Disclosures (continued)

 This asset is not subject to the MIFID2 directive and its implementing measures.

### Holdings

*Holdings* presents positions in the respective account valued in the reporting currency at the end of the statement reporting period. Product descriptions may differ from detailed descriptions in advices and contracts. Positions are listed by asset class and sub-asset class, showing quantities or amounts; prices; FX rates; market values and accrued interest; unrealised gains; and yield.

For positions priced in currencies other than the reporting currency, the FX rate used for price conversion is provided. For FX forward contracts, the forward FX rate to maturity is shown. The prices and FX rates indicate values as of the close of last business day of the statement reporting period. The effective date of the last price is shown if it is earlier than the last business day of the statement.

This statement is based on booking date accounting and reflects all positions according to this accounting method at the end of the statement reporting period.

### Investment Activity

*Investment Activity* presents a detailed list of activities that affect security positions and it includes foreign exchange transactions. Purchases and Sales include security trades, FX spot and forwards, exercise of options, or note redemptions. Securities Activity includes corporate actions affecting securities (e.g., stock dividends, splits, mergers, etc.) Activities are listed in chronological order.

Activities with current period trade dates, except those pending confirmation, will be presented under "Current Period Activity". Activities with prior period trade dates will be presented under "Prior Period Activity" and activities pending confirmation will be presented under "Pending Confirmation Activity".

### Transfers

*Transfers* presents detailed movement of both money and securities in and out of the account during the statement reporting period. Transactions are listed in chronological order. Activities with current period trade dates, except those pending confirmation, will be presented under "Current Period Activity". Activities with prior period trade dates will be presented under "Prior Period Activity" and activities pending confirmation will be presented under "Pending Confirmation Activity".

### Cash Activity

*Cash Activity* presents detailed cash movements during the statement reporting period. Activities with current period trade dates, except those pending confirmation, will be presented under "Current Period Activity". Activities with prior period trade dates will be presented under "Prior Period Activity" and activities pending confirmation will be presented under "Pending Confirmation Activity".

*Summation of cost and income* on the cash activity page presents the total trading execution costs, periodic fees and income over the reporting period. 'Total Periodic Fees' is the total of all fees which are charged within the reporting period. This includes both recurring and one-off fees.

### Portfolio Overview

*Portfolio Overview* presents an overview of the current portfolio composition in accordance with our Investment Philosophy asset classifications, displaying the reporting period valuation details and performance results; the benchmark's composition and period results as well as the portfolio's key characteristics. Weights are based on end of period valuation.

Portfolio restrictions for managed portfolio will also display where relevant.

### Performance Overview

*Performance Overview* presents a summary of the portfolio returns across various periods going back as far as inception wherever possible. The portfolio return can be computed inclusive or exclusive of any liabilities (that may be used to leverage the portfolio). The portfolio return exclusive of liabilities can then be compared to the benchmark return to compute the portfolio's 'Excess Return' across several time periods. A graphical representation also provides both periodic and cumulative returns since inception.

---

### DISCLOSURES

Please check your statement carefully and contact us immediately if you believe there is an error or an irregularity on this statement.

Any transaction activity described in the statement does not supersede the confirmation or contract note of such transaction. Details of charges and commissions in relation to these transactions are displayed on the relevant confirmations and this will continue to be sent separately to you by the Bank.

The summary sections of the statement are presented in your preferred currency. They present assets aggregated across various accounts and may not always be a complete representation of the assets under each account. To obtain a complete representation, you should refer to the relevant sections of the detailed statements of the relevant account.

Prices are as at market close as at the valuation date or the latest available price where up-to-date prices are unavailable at the time of production. Non-market priced instruments are independently priced and verified. Prices may not necessarily reflect the price at which an asset may be bought or sold. This statement is intended to provide you with an appropriate level of detail of the assets we hold on your behalf.

In preparing the statement, we endeavour to use the most up-to-date information available to us from the sources that we reasonably believe to be reliable. We accept no liability for any loss arising from inaccuracies in the data provided to us except to the extent it arises as a result of our negligence in relying on it. The statement shows dates on which we expect funds or assets to be available. The clearing systems of some countries may cause a different value date or credit date to be used in practice. The statement and advice may show changes in cash deposit and asset balances that are expected to arise from transactions that have not been settled. Variations in market conditions will mean that the prices shown in the statement do not necessarily reflect realisable values at the time you receive the statement.

In preparing the statement, we have used information provided to us by external providers. The information is (1) proprietary to these external providers; (2) may not be copied or distributed; and (3) is not warranted to be accurate, complete or timely. Neither we nor any of the external providers are responsible for any damages or losses arising from any use of the information stated in the statement.

## Notes and Disclosures (continued)

In preparing all contract notes, transaction advices, statements of account, bank statements or any other statements, printed forms, deposit slips, credit advice notes, and other documents we provide to you setting out transactions on your accounts (collectively, "Statements"), we may use different operating systems to generate the information that is shown in the Statements. Due to the use of such different operating systems, certain numbers in the Statements may be rounded down or up, thus resulting in rounding discrepancies in the numbers shown in the Statements. Please speak to your Relationship Manager if you notice any such rounding discrepancies in your Statements or have any questions regarding such discrepancies.

Where performance figures are quoted, investors are reminded that past performance is not a reliable indicator of comparable future returns. The value of investors' capital and income derived from it is subject to fluctuation and there is no guarantee that the future value of investments will exceed the original capital invested. It is not possible to invest directly in an index.

For a restricted security, a controlled security or a similar type of security that is not freely tradable in the market, the prices of the securities appearing herein have not been adjusted from the closing market prices to reflect any adjustment (such as an illiquidity discount) that may apply or be appropriate to a particular security or position.

This statement may include investments that are illiquid or are infrequently priced and/or traded (for example non-quoted Private Equity, Hedge Funds). The value of such investment is based on the latest price or estimate available to us and, therefore, the stated values may not reflect the actual value of your investment and is not guaranteed as to accuracy. Such value(s) should not be relied upon as a representation that a transaction could have been or can be effected at the stated price.

Every effort has been made to ensure that this statement is correct as per information available at the time of production. Barclays cannot accept liability for errors or omissions in third party data used to produce this statement.

**This statement is not a tax document.** Acquisition cost and other income related estimates are being provided for your convenience and are for information purposes only. For tax reporting, you should rely on your official tax documents. Transactions requiring tax consideration should be reviewed with your accountant or independent tax advisor.

If you wish to inform us of any changes in your financial situation or contact information, please contact your Relationship Manager promptly.

At your request, we may have combined reporting across multiple accounts. Statement consolidation is a service pursuant to your request via a separate application and is subject to the terms of your written application and authorisation of all relevant account holders. Please contact us immediately if you want to remove or add accounts to this statement.

We remind you that as per the terms of your written application you have undertaken to keep the statement private and confidential at all times and under all circumstances. Should the statement include accounts for which you are not the sole account holder, you have also undertaken not to disclose in any way any part or all of the statement to any other party without the written consent of the other account holders and to ensure that every person privy to the statement shall adhere to the confidentiality obligations contained in your written application as if they were a party to these terms.

This is an ad-hoc non-periodic statement ("Ad-Hoc Statement") of the holdings held in the account specified at the top of this statement and is provided to you in addition to the period-end statements which you would normally receive at the end of each reporting period ("Month-End Statement", "Quarter-End", "Semi-Annual" or "Year-End" depending on the Booking Centre, collectively "Period-End Statements"). All information contained in this Ad-Hoc Statement is provided to you for general information purposes only. While the Bank has exercised every effort to ensure the accuracy of the information contained in this Ad-Hoc Statement, it may be superseded by updated information where available and we do not assume any legal liability or responsibility for the accuracy, correctness, or completeness of the information contained herein. You acknowledge that you can only rely on the information contained in the Period-End Statement. In the event of any conflict between the contents of an Ad-Hoc Statement and a Period-End Statement for the same reporting period, the content of the Period-End Statement shall prevail.

If you receive this statement in both English and any other language, should there be any inconsistency or discrepancy between the versions in English and that other language, the English version shall apply and prevail. This report can also be provided in Braille, large print or audio formats upon request. Should the report be provided in any of these other formats and should there be any inconsistency or discrepancy between the standard format and that other format, the standard format shall apply and prevail.

Calls and communications will be recorded and retained in line with regulatory requirements and for training and monitoring purposes. Copies of recordings will be available on request for a period of five years, and where requested by the FCA or any competent authority, for a period of 7 years.



## Notes and Disclosures (continued)

### Important information about compensation arrangements.

**Barclays Bank PLC** and **Barclays Bank UK PLC** are covered by the Financial Services Compensation Scheme (FSCS). The FSCS can pay compensation to depositors if a bank is unable to meet its financial obligations. Most depositors – including most individuals and businesses – are covered by the scheme.

We will issue the FSCS information sheet and exclusions list which set out in detail what is, and is not, covered by the FSCS, once a calendar year usually with your account statement.

For further information about the compensation provided by the FSCS, refer to the FSCS website at [www.FSCS.org.uk](http://www.FSCS.org.uk).

Cash held within your investment portfolio is held as a deposit, unless we agree with you otherwise. Depending on the jurisdiction in which we hold your deposits, they will be protected up to the maximum amount specified by the FSCS.

Depending on the jurisdiction in which we provide your investment service, you may be covered by an investment protection scheme, established by law, to provide compensation if a financial firm is unable to meet its liabilities to its clients in respect of the investment business that it carries on. This protection may only be available to certain types of clients and may be subject to certain limits, which will be reviewed from time to time.

Barclays offers private and overseas banking, credit and investment solutions to its clients through Barclays Bank PLC and its subsidiary companies.

Barclays Bank PLC is authorised by the Prudential Regulation Authority and regulated by the Financial Conduct Authority and the Prudential Regulation Authority (Financial Services Register No. 122702) and is a member of the London Stock Exchange and NEX. Registered in England. Registered No. 1026167. Registered Office: 1 Churchill Place, London E14 5HP.


Please note that where these services are provided by us from establishments outside of the U.K. neither (i) the rules made under the Financial Services and Markets Act 2000 ("FSMA") for the protection of clients nor (ii) the Financial Services Compensation Scheme established under the FSMA, will apply. Any regulatory system and compensation arrangements that do apply in the place of our establishment outside of the U.K. will be different to those under FSMA.

### How We Hold Your Assets and Cash

#### For assets and money managed by Barclays Bank PLC (i):

- We hold and deal with your assets in accordance with the FCA's Custody Rules
- We hold and deal with your money as banker, and not in accordance with the FCA's Client Money Rules

For more information on how we hold your assets and money, please refer to your Barclays Terms.

(i)  Excluding any accounts labelled with the ex-custody icon as these are included in your report for reporting purposes only. For more information on how your assets and money are held, please refer to the provider of the account.

This page is intentionally left blank.

