

BA (HONS) Fine Art Portfolio Slide number :

1 – contents

2-3 – Higher Art and design Folio (expressive unit)

January – April 2021

4-12 – Advanced Higher Art Folio (expressive)

August 2021 – January 2022

13 – Higher Art and Design Folio (design unit)

August – December 2020

14 – National 5 Art and Design (design unit)

2019

15 – Tonal Pencil Pieces

March 2021 and January 2022

16 – Acrylic Paintings

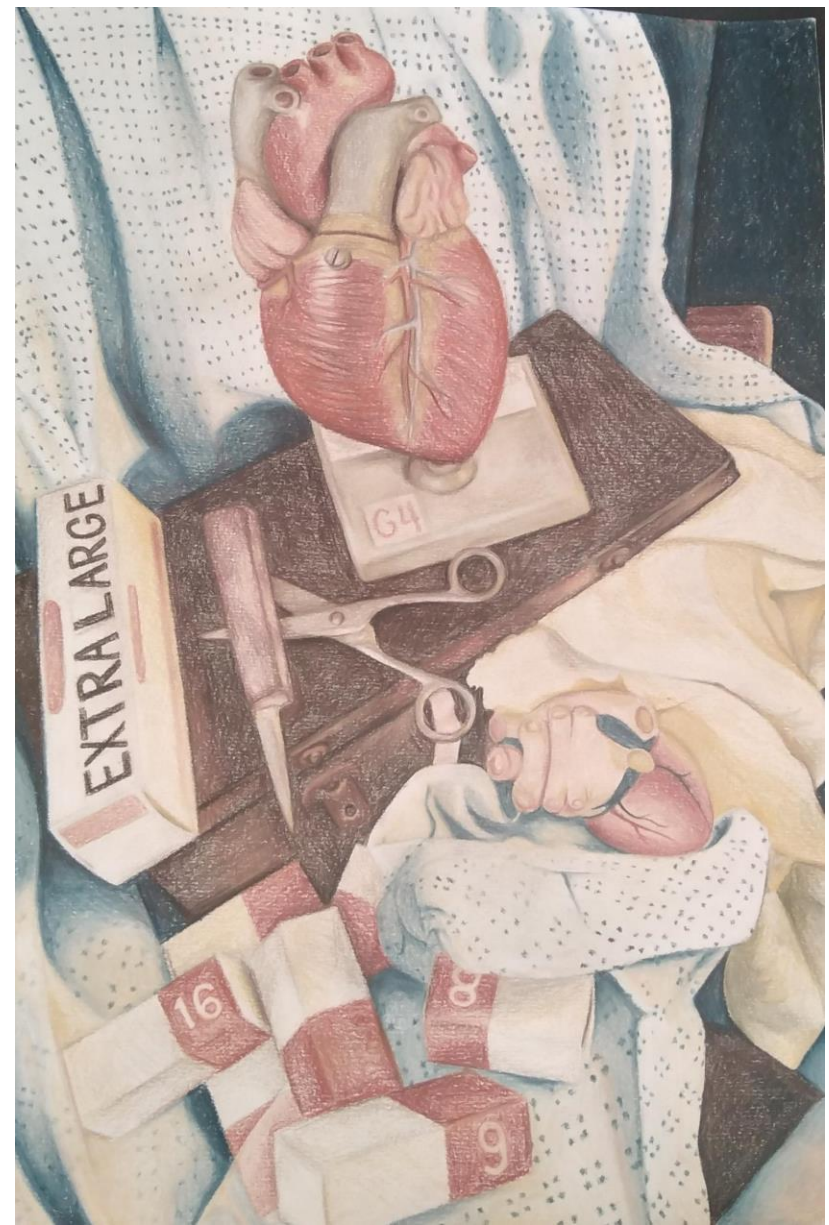
July 2021



Higher art and design folio (expressive unit)

- water colour and pastel pencil, A3 x 2

These pieces were created in honour of my mother and gran who are both nurses and which both I greatly admire.



Higher art and design folio (expressive unit)

- Water colour and pastel pencil, A3

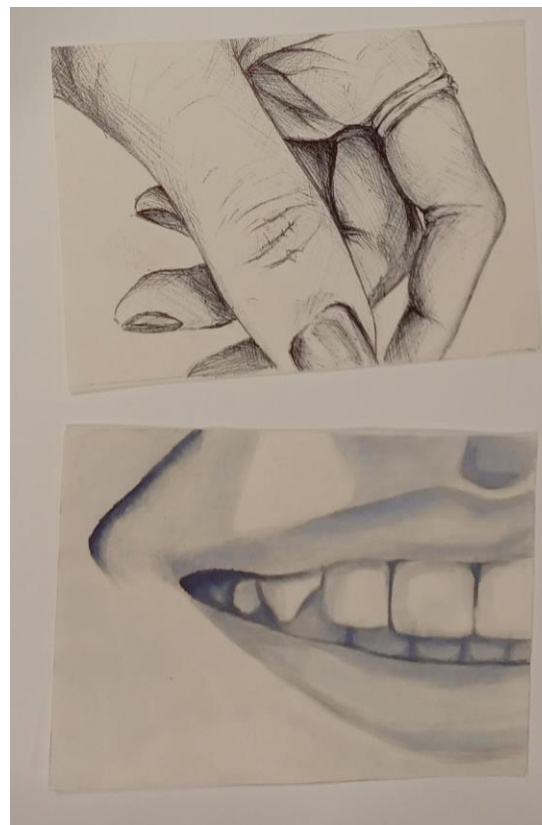
The focal point of this piece is the heart, I feel this is the most important part of this piece as the most important aspect of being a nurse is caring for others, putting others wellbeing before your own, being compassionate, calming those around you and making them feel comfortable and looked after.



Advanced higher Art folio (expressive)

- 10 x A6

I created these small pieces to explore different medias, I enjoyed experimenting with medias I was less familiar with and feel this helped me greatly to find a media to achieve the look I wanted to create.



Pen

Pen wash

Pastel pencil

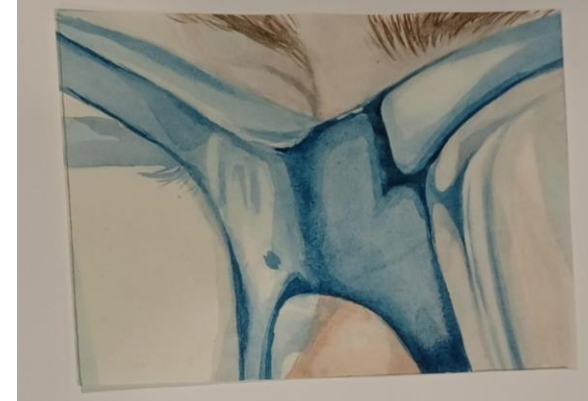
Watercolour paint

Emma Pirnie




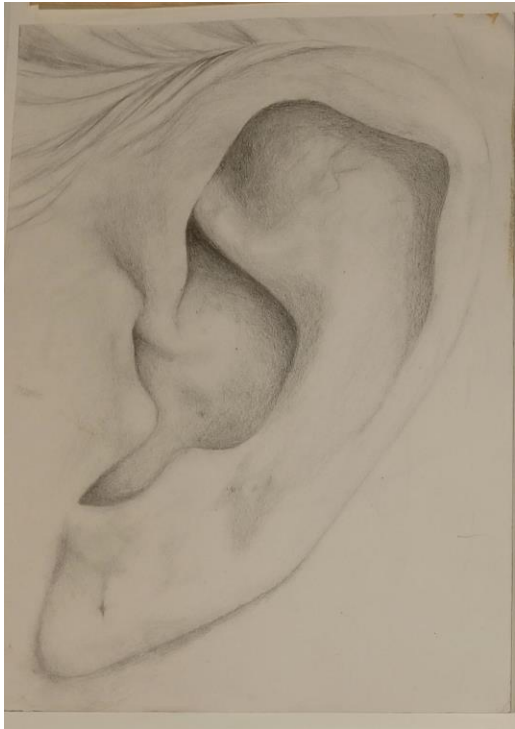
Top row – acrylic paint, coloured pencil, acrylic paint

Bottom row – tonal pencil, oil pastel, pen



A4 tonal pencil

A4 coloured pencil





Advanced higher art folio (expressive)

- Sketchbook work

I created these pieces to explore my subject matter and I feel this was very helpful as I felt more prepared when moving onto larger pieces



Top – A4 tonal pencil
Bottom – A5 pen



Advanced higher art folio
(expressive)
- I have included some of
my sketchbook work
exploring compositional
ideas for my work.
I also explored different
angles for my pieces.

Water colour and coloured pencil A4



Acrylic paint A4





I created these pieces to further explore some of the medias I liked the most, although I went on to mostly use acrylic paint as I felt I could create a bolder and more vibrant piece similar to that of my inspiration



Sketchbook work 2x A4


These pieces were created to explore different techniques to create backgrounds for my pieces



2x A4, Acrylic

I enjoyed creating these pieces and experimenting with different coloured highlights and shadows for my pieces

Acrylic Paint A2



Acrylic paint A3



My folio was influenced by the contemporary British artist, Jenny Saville. I incorporated her bold colours and large brushstrokes into my paintings. Something I noticed quite often in her pieces was that her foregrounds often blend into the background and overlap each other which I enjoyed incorporating into my own work.

I created these pieces to show my mother and myself as individuals, creating two separate paintings to emphasise our differences and show us both as individuals

Acrylic Paint A3



Acrylic Paint A2



Acrylic paint A2



Advanced higher art folio (expressive)

I created these pieces inspired by different aspects of Jenny Saville's work. I wanted to create pieces that showed the bond between myself and my mother as well as the similarities between us.

Jenny Saville's work also often includes themes of motherhood.

Advanced higher Art folio (expressive)

- final outcome A2, Acrylic Paint

For my final piece I created a piece with both faces blending together as I felt it was most effective at showing the idea of a bond between my mother and myself. I also added an extra eye to the painting as I often become confused and question which of my traits I have picked up from my mother and which are completely my own, this extra eye helps evoke this sense of confusion in the viewer





Higher art and design folio (design unit)

This ceramic table lamp piece influenced by the symmetry and geometric shapes of old decadent buildings as well as the organic shapes of trees and nature which had taken over these buildings



National 5 art and design (design unit) final piece
This piece was inspired by sea life and coral, I really enjoyed experimenting with different, techniques and fabrics to create my body piece.





Tonal pencil, left A4, Right A3

I created these pieces of scenes from my favourite film *Pride and Prejudice*, and my favourite series *Anne with an e*. I enjoyed creating these pieces as a way to capture my love for these characters and share it with others online. I often share my art with others on social media and love to gain feedback and talk with other artists.



Acrylic portraits A4

- I created these pieces as studies of photography pieces I had seen online, at the time of creating these pieces I was intrigued by the bright and colourful lighting and wanted to capture this in my work